



REGULATION
of the contest «True friend»

АпрМН-2021

REGULATION of the Cynological Contest "The Loyal Friend"

I. General Provisions

This Regulation has been developed based on the requirements of “The Regulation for the Army International Games” in order to prepare and hold the international cynological contest “The loyal friend” (hereinafter referred to as “the Contest”) and stipulates the procedure, rights, duties and other issues related to the Contest.

The official language of the competition is Russian, English is auxiliary. In the territory of the co-organizing country, the main language is the national language.

II. Management of preparation and conduct of the Contest

The direct management of preparation and conduct of the International cynological contest "The Loyal Friend" (hereinafter referred to as Contest) is hosted by the Military Routine Duty and Service Safety Department of the Ministry of Defense of the Russian Federation (hereinafter referred to as Military Routine Duty Department).

The Head of the Directorate shall establish the Contest Administration (hereinafter referred to as Administration) as well as the Referee Commission for the management of the Contest.

For unbiased evaluation of the actions (results) of the participants of the Contest the Referees Committee shall be established. It shall comprise referees respectively to the number of participating countries, one from each country. In the all-army stage the Referees Committee shall include referees accordingly to the number of participating teams, one from each team.

The 470th Service Dog Training Center of the Armed Forces of the Russian Federation (hereinafter referred to as the 470th Training Center, Kniazhevo, Dmitrovski District, Moscow Region) shall be the venue of the Contest.

The direct preparation of the Administration, Referee Commission, participants and service dogs shall be organized prior to the Contest.

III. Contest general information

The Contest shall consist of five parts:

Part one - "Dog Biathlon" (individual race), 3,200 m distance with two shooting ranges (the first one is small-bore rifle shooting in the prone position in 800 m after start, the second one is small-bore rifle shooting in the standing position in 2 km and 400 m after start);

For female

Part two – "300 meters obstacle course with service dogs";

Part three– "Protection work" (search of an assistant, apprehension and barking, prevention of escape of an assistant, repulse of the attack from the protection phase, back convoy, attack of the dog from the back convoy, attack of the dog from movement "front attack");

Part four – Marksman – AK-74M Pop up targets shooting in day time from different positions;

Part five – "Dog Biathlon" (relay race - 4 participants with service dogs), 1,600 distance with one shooting range (small-bore rifle shooting in the standing position in 800 m after start).

IV. Contest Conditions

The teams with following composition shall be allowed for participation:

team representative - 1 person;

coach - 1 person;

dog specialists with service dogs - 5 persons (each has one dog, one participant with his dog is a reserve personnel), one of them is appointed as team leader;

support group - 3 persons:

one of them is responsible for dog food;

interpreter;

referee's assistant for protection service.

The additional participation in the Contest of the female team with service dogs – 5 persons (each participant has one dog, one participant with the service dog is reserve team member). This regulation shall be fully applied to the female participants except certain parts of exercise, which are stipulated additionally.

A participant shall be replaced together with his dog (**replacement of individual participants or dogs is prohibited**) by the proposal of physician or veterinarian only one time. Decision for replacement is taken by the Chief Referee of the Contest.

Participants with service dogs are allowed to take part in the Contest if they have the following documents:

application form (Annex 1);

participant identification document;

travel order;

extract from the order on assignment of a service dog for each participant with identification number (or chip);

passport of the service dog or international veterinary passport;

veterinary certificate for the dog according to the form 1 (Order 281 of the Ministry of Agriculture of the Russian Federation "On approval of rules for the

organization of registration procedure for veterinary accompanying documents" dated July 17, 2014).

Personal dogs are not allowed to participate in the contest (for participants of the all-army stage).

To participate in the contest are allowed:

servicemen with confirmed education of service dog breeding specialists (cynologists), for the female soldiers it is allowed to have another military specialties;

service dogs with a passport and service dog code, included to the book of record of service dogs or passport for service dog of other federal bodies of the executive power, in which military service is foreseen (for teams of other states passport for service dogs registered in accordance with requirements of states-participants legislation).

In case of absence of the above mentioned documents a team (a participant) is not allowed to take part in the Contest. Each participant will get a participant's personal card (Annex 2) at the venue of the Contest.

Age of dogs allowed participating in the Contest need to be from 1 year 6 months up to 8 years.

At all-army stage teams of the federal bodies of the executive power where military service is foreseen are allowed to participate in the Contest, as well as teams consisting of female service members.

In international stage teams of Russian Voluntary Association for Assistance to Army, Air Force and Navy and bodies of the executive power where military service is foreseen.

Upon arrival to the Contest, all participants pass through the Credentials Commission. Service dogs are examined by a veterinarian prior to their accommodation.

Service dogs care procedures, as well as assistance in preparing for the exercises of the Contest for the participants, is organized in places of contest execution.

All participants and their dogs are required to undergo a medical examination before the beginning of each part of the Contest as well as to represent service dogs for veterinary inspection. Participants and service dogs that have not passed the medical examinations or veterinary inspections are not allowed to participate in the exercise.

Participants who violate safety requirements are withdrawn from the Contest according to the decision of the Referee Commission.

Logistic support issues for the teams of foreign participating states, their liability in respect of the damage to health, materiel and technical equipment, as well as compensation issues are coordinated on agreement with the team senior representatives of the contest state-participants.

During the "Dog Biathlon" exercise shooting is conducted with 5,6 mm small-bore rifle B-7-2 or its analogues (with diopter sight). Participants of the international Contest are provided with 5,6 mm small-bore rifle B-7-2 with diopter sight by Russian side (Annex 3), and participants of the all-army stage arrive with their own rifles.

During the exercise "Marksman" the shooting shall be done with assault rifle AK-74M (5,45mm) or its analogues. The participants of the international Contest shall be provided with the AK-74M (5,45mm) or its analogues by the Russian Side (Annex 3), the participants of the all-army stage shall arrive with their own weapon. The transportation of the weapons during the all-army stage to the venue of the Contest shall

be arranged in accordance with the legal procedures of the Ministry of Defense of the Russian Federation. The distribution of the weapon among the international teams shall be done in a form of drawing concerning required time for zeroing and adjusting of weapons. It is allowed to use over-the-shoulder straps for small-bore rifles respectively to the anatomic features and constitution of the participant.

Storage of the participants' small arms and ammunition of the contest all-army stage is organized in a weapon storage room of the 470th Training Center and international stage participants' in the place of the stage execution. The amount of ammunition for bringing the arms to normal combat is determined by the provisions of the manuals for actual type of weapon.

Dress for the participants of the Contest at execution of all exercises, senior teams representatives and support groups is summer field military uniform with combat boots. For female participants it is allowed to use light field uniform made of light-weight material.

Credentials Commission

The Credentials Commission shall consist of:

- representative of the Contest Administration;
- chief secretary;
- physician;
- veterinarian.

The Chairman of the Credentials Commission is appointed from the representatives of the Contest Administration.

The composition of the Credentials Commission shall be approved by the Head of the Military Routine Duty Department.

Credentials Commission shall check the documents of the participants and their service dogs, as well as their compliance with the provisions of the Regulation of the Contest, it also forms the list of participants and submit it to the Referee Commission of the Contest.

Safety Requirements

In order to ensure the safety of viewers and participants the Contest shall be performed on the territory of the sports facilities only in accordance with the Contest Regulation.

The Contest Administration is obliged to:

1. Take all measures to ensure the safety of viewers, participants and their service dogs when preparing for and during the Contest.
2. Equip the location for the accommodation of the service dogs, to ensure their twenty-four hour security.
3. Organize fire prevention procedures.
4. Determine the order of health care of the participants and veterinary care of the service dogs.

Permanent medical and veterinary points are organized at the venue of the Contest with the necessary set of medicine, equipment and vehicles for the evacuation of injured. All the participants shall be informed about the location of the medical and

veterinary points.

All the dogs shall be muzzled and on leash during formations and movement. Dogs are permitted to be without muzzles and leashes in the location of accommodation and during performing of the exercises of the Contest only.

It is prohibited to leave dogs unattended, play them off against each other, let them out of the walking area of the accommodation location.

The follow-up participants with dogs shall stay in designated areas, where no unauthorized personnel is allowed to enter. Participants are not allowed to leave the location of accommodation without the permission of the coach.

The participants shall know and strictly follow the rules for handling the weapons.

When handling a weapon the participant is **STRICTLY PROHIBITED** to do the following:

1. Get ready for shooting and aim at targets or other objects outside of the shooting range, regardless of whether the weapon is loaded or not.
2. When on the shooting range - to turn the gun away from the main shooting direction (during shooting, reloading, delay, misfire, etc.).
3. Shoot when people and dogs appear in the firing sector.
4. Shoot from a broken gun.
5. Shoot at the subjects unrelated to the exercise.
6. Leave a loaded gun on the line of fire

At the finish line after individual races or stages of the relay race the referee shall check whether the guns of the participants are unloaded.

In case of reduced visibility or change of the weather conditions as well as if there are other reasons that create situation of increasing danger, the Contest may be suspended by the decision of the Chief Referee (by the agreement with the Contest Administration).

The Referee Commission has the right to withdraw the Contest in case if not all security measures are provided or if the conditions of the Contest may lead to accidents.

In case of severe injuries of participants or their dogs during the Contest, the Chief Referee shall immediately take measures to assist injured, inform the Contest Administration and organize on the spot examination with the involvement of medical and veterinary personnel.

Medical support of the Contest

The Contest shall be provided with medical support allowing to solve issues on the admission of participants to the Contest, to provide on-site medical care for the injured and ill participants, and if necessary to take them to medical facilities of the Ministry of Defense of the Russian Federation.

Medical support of the Contest shall be conducted by the branch hospital of the 5th Federal State Fiscal Institution "1586th Military Hospital» of the Ministry of Defense of the Russian Federation and the medical service of the 470th Training Center.

The physician of the Contest who is subordinated to the Contest Administration is responsible for proper and timely medical support.

He is obliged to:

1. Determine the ways and order of medical evacuation of the participants.
2. Check the medical documentation of the participants of the Contest and, in spite of their presence, to examine those whose health condition is precarious.
3. Carry out medical supervision over participants during the Contest and in the location of their accommodation.
4. Provide urgent medical care to medically indigent participants.
5. Ensure the compliance with hygiene requirements during the Contest and during the free time of the participants.
6. Monitor the quality of the food in canteens for the participants.
7. At the end of the Contest to submit a report on health care and trauma cases during the Contest to the Main Military Medical Directorate of the Ministry of Defense of the Russian Federation with conclusions and suggestions about improvement of the organization of medical support of the Contest.

The physician and medical staff in charge of the Contest shall have visible distinctive signs.

Veterinary support of the Contest

Veterinary provision of the Contest shall be conducted by the State Veterinary Institution of the Moscow Region "Dmitrovskaya animal diseases station" and veterinary service of the 470th Training Center.

The veterinarian of the Contest who is subordinate to the Contest Administration is responsible for proper and timely veterinarian support.

He is obliged to:

1. Conduct anti-acari treatment of the facilities of the Contest where the dogs shall live 2-3 days prior to the arrival of participants with service dogs.
2. Perform the inspection of all dogs participating in the Contest before beginning of their accommodation on the territory of the 470th Training Center (inspection all dogs participating in the Contest is conducted on the veterinary post in front of checkpoint of the 470th Training Center).
3. Not to allow the sick dogs to participate in the Contest.
4. Female dogs during estrus period shall be allowed to carry out exercises after all other participants independently from drawing.

If there is a female dogs during estrus period in the team before exercise "Dog biathlon" (relay), such participant with a service dog need to be replaced, and if the change in the team has already been, then by decision of the main referee it is allowed to conduct the second change, and if there are two dogs during estrus period in the team then team is not allowed to participate in the exercise.

Female dogs are checked daily before each stage of the Contest.

4. Check the presence of veterinary certificate of the form 1, passport of the service dog or international veterinary passport before the veterinary inspection of the service dogs.

5. Daily report to the Chief Referee on the results of veterinary inspections.
6. Be on the veterinary point always ready to help the service dogs during the Contest.

7. A veterinary care point is organized at the venue of the Contest with the necessary set of veterinary drugs and vehicles for the evacuation of the injured and sick dogs to veterinary facilities.

8. Carry out the veterinary supervision of the accommodation, maintenance and feeding of the service dogs, report on all violations to the Contest Administration.

9. Isolate sick dogs from healthy animals in case of contagious diseases of the service dogs.

10. After the end of the Contest:

- prepare the documents for the departure of service dogs from the venue of the Contest.

- submit a veterinary report the Referee Commission.

Breaks during the Contest

The Contest interrupted for technical reasons, weather conditions or other circumstances, shall be continued or completed on the same day. If it is not possible, the Chief Referee makes the decision to postpone the Contest to the next day, with the results shown by the participants on the previous day to be scored, shall be fully counted.

Statements, Protests, Penalties

Statements and Protests

In case any of the participants or team representatives has claims connected with the violation of the Regulation of the Contest, as well as in the event of incorrect decisions of individual referees (according to the opinions of the participants and team representatives) the representatives of interested teams may apply to the Referee Commission with a statement or protest.

An oral statement to the representative of the Contest Administration can be made on the issues regarding the organization of the Contest.

The statement is made by the team representative (in case of his absence - by the coach or captain, replacing the representative) orally and during the Contest no later than 15 minutes after the event that caused the statement.

If an oral statement cannot be solved on the spot as it requires additional analysis, the team representative must present his request in the form of a detailed written protest (Annex 4), but only in case he is sure there is a basis for protest. The protest is submitted with refer to the provisions of the Regulation of the Contest that are considered to be violated. The protest shall be submitted not later than 30 minutes after the end of the exercises of the stage of the Contest and before the meeting of the Referee Commission at the end of the day.

Collective protests and protests, in which there are no references to the provisions of the Regulation of the Contest, will not be accepted by the Referee Commission.

The protest is written in the name of the Chief Referee and submitted to the Chief Secretary of the Contest.

Chief Secretary shall record the time of protest and immediately inform the Chief Referee about it by providing necessary information for the analysis of the protest.

A protest may be withdrawn on the permission of the Chief Referee or his deputy, provided the content the protest has not been confirmed after checking.

The decision on protest in relation of each participant shall be made before the

beginning of the next stage of the Contest. If the protest issue cannot be solved immediately, the participant, against whom the protest was filed, may be permitted to continue its participation in the Contest conditionally (under protest) until the decision is made. The team representative and the participant shall be promptly notified about it.

When deciding on the protest the Chief Referee Commission is obliged to listen to the explanations of the person who filed the protest and the person against whom the protest was filed. In case if no one arrives the decision may be made in absentia.

The decision of the Chief Referee Commission must be recorded in the minutes and reported to the applicant.

If during the consideration and discussion of the protest the views of members of the Chief Referee Commission differ, the right of the final decision belongs to the Chief Referee.

This decision is final and obligatory for all participants.

When an unjustified protest or two statements on the person who filed protest or made a statement are submitted one more time, the Chief Referee Commission may impose a penalty.

Video recordings not provided by the Contest Administration cannot serve as evidence when making decisions on protests and statements and shall not be accepted.

Penalties

The following penalties may be imposed for violation of obligatory provisions and restrictions of the Regulation of the Contest, failure to comply with daily routine regulations, the Contest Administration and Chief Referee Commission instructions, for inappropriate behavior, abuse of a service dog, filing of unjustified protests and statements, as well as for partiality in refereeing on the guilty participants, referees, coaches and teams:

1. For the participants of the Contest:

warning;

withdrawal from the exercise of the Contest;

withdrawal from participation in the whole Contest.

2. For referees:

warning;

withdrawal from Contest refereeing.

For breach of discipline, daily routine regulations, inappropriate behavior, consume of alcohol beverages, as well as violation of safety requirements, a penalty on the guilty ones is imposed by the Contest Administration, for violation of Regulation of the Contest and for the use of performance enhancing drugs - by the Chief Referee of the Contest.

Participant withdrawn from participation in the Contest is taken away of his right to receive prizes and awards, which are awarded to him in the course of the Contest, all the results are canceled.

The Contest Administration together with the Chief Referee of the Contest in all cases in writing informs the participating teams to which the offender belongs about the penalties and withdrawal from the Contest with the indication of the reasons.

All the participants of the Contest are informed on penalties of the participants of the Contest, the information on a penalty on referees and team representatives is reported to referees and representatives of the teams apart from other participants.

IV. Duties of Contest Authorities

Team Representative, Coach and Team Captain

Each Participating State representing a team for the Contest appoints a representative, a coach and a team captain, who are familiarized with the Regulation.

The team representative is the team leader and is responsible for the discipline and organization of the team members.

The coach is responsible for sports and technical results and performance of the team members as a whole.

The coach may be assigned to act as team representative at the same time.

The team captain is appointed from among the team members and is senior in relation to them.

The team representative **is obliged to:**

1. Ensure an organized and timely arrival of the team to the venue of the Contest.
2. Timely submit an application form for team participation and to submit all the necessary documents for team members, to ensure the timely pass of the Credentials Commission.
3. Participate in the drawing procedure.
4. Ensure the timely arrival of the team and participants to the formations and all exercises of the Contest in the prescribed uniform.
5. Provide participants with necessary tools and equipment.
6. Inform participants on schedule, its changes and on all the decisions of the referees.
7. Attend meetings of the representatives and referees to which he was invited, and to represent the interests of his team and its individual members.
8. Comply with all requirements of the Contest Administration and Referee Commission, as well as to assist in the implementation of the Contest program.
9. Not interfere with the actions of the Contest Administration and the referees, to prevent conflicts.
10. Ensure timely and organized departure of the team.

Team representative has the right to receive references from the Contest Administration and Referee Commission in all matters relating to the Contest.

The team representative may apply to the Referee Commission necessary additional applications, statements of change requests and protests on the issues of the performance of the competition.

The team representative shall not leave the venue of the Contest without permission of the Contest Administration or the Chief Referee.

During the Contest the team representative shall stay in a special location or in other place known by the Referee Commission where it is not prohibited to be by safety regulations.

If a team representative violates the provisions of the Regulation or fulfill his obligations unfairly, a penalty may be imposed on him, up to suspension from his duties.

The team captain **is obliged to:**

1. Ensure the team discipline and strict abidance by the daily routine regulations.
2. Act as team representative in his absence.
3. Follow all instructions of the team representative.

Orders of the coach and team captain must be unconditionally followed by all team members.

Team representatives and coaches of the teams participating in the Contest cannot be part of the Referee Commission.

If due to circumstances a representative (a coach) has to act as a referee (if there is not enough referees), he has the right to an advisory vote only without the right to participate in making decisions on the protests.

Contest Participants

The participant **is obliged to:**

1. Be disciplined and strictly follow the standards of behavior and ethics.
2. Know the provisions of the Regulation, strictly follow their requirements and act as to facilitate the fair conduct of the Contest.
3. Know and strictly follow safety requirements.
4. Demonstrate the maximum of energy and perseverance in achieving the results.
5. Be polite in dealing with leaders and other participants, unconditionally comply with all the requirements of the Referee Commission and not interfere with the work of referees.
6. Be prepared to participate in the Contest, timely arrive at the venue of the Contest.
7. Wear the prescribed uniform.
8. Be skillful with his service dog, avoid severe physical impact on it, do not abuse it.
9. Not to leave the venue of the Contest without permission, even after the finish or in case of withdrawal from the exercise.
10. In case of inability to continue the participation in the exercise to inform the closest referee and his team representative about it and to follow their further instructions.

The Participant **has the right to:**

1. Contact the Referee Commission through the representative, coach or team captain only.
2. Participate in the Contest in accordance with the application.

It is **STRICTLY PROHIBITED** for the participants to use performance enhancing drugs.

In any exercise each participant can be called to undergo doping control on the request of the Referee Commission and the physician of the Contest.

Referee Commission of the Contest

The Referee Commission is appointed by the Head of the Military Routine Duty

Department.

The Referee Commission shall include representatives of the participating teams.

The Referee Commission carries out preparation procedures, determines technical results, location of the participants and teams, prepares reports on personal and team results, reports on the competition performance and prepares other relevant documentation, as well as organizes awarding of the winners.

The Referee Commission shall consist of:

Deputies Chief Referee;
 Referees of the exercises of the Contest;
 Senior referee at the shooting range;
 Referees at the shooting range;
 Referees on obstacles;
 Reserve referees;
 Senior referees-timekeeper;
 Referee-timekeeper;
 Referee-starter;
 Referee at participants;
 Referee assistants for protective service;
 Chief Secretary;
 Secretaries of the exercises of the Contest.

The work of members of the Referee Commission shall meet the following rules:
 creation of the conditions for participants to ensure the achievement of good results within the framework of the Regulation;

impartial, objective and fair refereeing, the solution of controversial issues;
 conscientious attitude to their duties.

Referees are required to warn and prevent all cases of violations of the Regulation of the Contest, especially the safety requirements.

Referees are not allowed to help the participant or give him advice if he does not violate the Regulation of the Contest and security requirements.

Referees must wear a distinctive sign when performing their duties (on the exercises “Dog Biathlon” (individual race) and «Dog Biathlon» (relay race) – yellow or orange vests, during exercises «300 meters obstacle course » - armband).

A referee (referees) shall be appointed for each exercise of the Contest to evaluate all the participants.

Members of the Referee Commission may be suspended from their duties for misbehavior or violation of the Regulation of the Contest.

Chief Referee of the Contest

The Chief Referee of the Contest is the Military Routine Duty and Service Safety Department of the Armed Forces of the Russian Federation.

The Chief Referee is in charge of the work of the Referee Commission.

He is obliged to:

1. Know the program of the Contest and daily schedule.
2. Draw up a plan of preparation of the Referee Commission for conduct of the Contest, nominate referees to their areas of refereeing.

3. Inspect venues of the Contest, equipment, weapons, the Referee Commission room, presence of Contest prizes and accept all the facilities of the Contest in accordance with the Act (Annex 5).

4. Prior to start of the Contest instruct the Referee Commission on major issues of refereeing.

5. Organize together with the Administration of the Contest joint meeting of participants, coaches, teams' representatives and familiarize them with the daily schedule, timetable of the Contest and remind safety requirements.

6. Control the refereeing and solve controversial issues taking into account present Regulation.

7. Conduct meetings for summarizing daily results of the Contest and for approving total results of the Contest, control the performance of team and personal results.

8. Consider filed applications, protests and timely take decision on them.

9. Together with Administration representative immediately analyze the cases of safety requirements violations and prevent them.

The Chief Referee is responsible for organization of refereeing and quality of the Referee Commission work. The work of the Referee Commission is assessed at the final meeting.

The Chief Referee shall approve every decision of the panel of referees concerning applications and protests.

The Chief Referee **shall have the right to:**

Change timetable of the Contest in coordination with the Contest Administration, shift start time of the Contest, if the venue and equipment are unprepared and declare temporary break in case of unfavorable weather conditions;

Switch refereeing sectors of referees if necessary during the Contest;

Withdraw referees committed serious mistakes, unbalanced refereeing or failed in their duties;

Cancel the referees' decisions, if they are against the Contest regulation.

Deputy Chief Referees of the Contest

The deputies of the Chief Referee are nominated from the referees, appointed to separate refereeing sectors and work in accordance with instructions of the Chief Referee.

Deputies of the Chief Referee **are obliged to:**

1. Inspect readiness of venues of the Contest as provided by the present Regulation.

2. Apply for withdrawal of referees, committed serious mistakes or failed in their duties.

3. Instruct referees.

Deputy Chief Referees shall have the right to withdraw from the Contest, with obligatory notification of the Chief Referee, participants who violated the Regulation and procedures of the Contest.

Chief Secretary of the Contest

Chief Secretary reports to the Chief Referee and is responsible for correct protocol handling, scoring points (time) and determining ratings of participants and teams.

Chief Secretary is obliged to:

1. In coordination with the Contest Administration prepare documents and provide all the referees with protocol forms (score cards).

2. Instruct exercise secretaries prior to start of the Contest and to every exercise, exact allocate responsibilities between them, control their work.

3. Take part in work of Credentials Commission, control personally compliance of participants and their dogs documents with requirements of the Contest Regulation, have general list of participants.

4. Organize drawing and formalize start protocols.

5. To control work of the Referee Commission in terms of documentation maintenance, get and inspect filled in refereeing protocols, prepare master protocols and define personal and team results of the Contest;

6. Prepare materials for summarizing results of the Contest, awarding of participants and teams (diplomas, prizes, medals, badges etc.).

7. Organize demonstration of results of the Contest for participants and viewers.

8. Keep and formalize protocols of the Referee Commission meetings.

9. Report to the Chief Referee on the protests.

Exercise secretaries as directed by the Chief Secretary keep and process contest exercises protocols, forms and cards and timing materials.

Referee at the exercise

Referee at the exercise reports directly to the Chief Referee and to the Deputy Chief Referees.

He is obliged to:

1. Organize refereeing as consistent with the Contest Regulation.

2. Inspect exercise venue to be prepared, equipment and weapons on his sector.

3. Instruct referees at the obstacles, engaged to refereeing.

4. Control work of referees at the obstacles and control safety requirements to be followed by participants.

5. Demonstrate the results of the athletes to viewers and participants, control correct recording of results.

6. Timely provide secretariat with formalized refereeing documents.

The referee shall immediately withdraw a participant from exercise with obligatory notification of the Chief Referee if the athlete or his dog is visibly unprepared or their further activity may endanger health of the participant or safety of other participants.

The referee at the exercise «Protection work» shall be qualified as a referee for performance qualities (protection work), this shall be confirmed by respective documents.

Referee at the obstacle

Referee at the obstacle works under the supervision of exercise referee and assists him in performing refereeing duties.

Chief chronometer referee

Chief chronometer referee reports to the Chief Referee and Deputy Chief Referees. He is responsible for organization of time-keeping, correct defining of time, spent by every participant to do an exercise or cover a distance.

Chief chronometer referee **is obliged to:**

1. Get from the Contest Administration required number of stop watches with certificates, issued by manufacturer or special checking instruments documents, test their work and draw up stop watches synchronization act (Annex 6).
2. Instruct chronometer referees in detail and define time-keeping procedure.
3. Control work of chronometer referees, check readings of stop watches and time recording by exercise secretary.
4. Control keeping of protocol by referees or keep it personally.
5. Show results to participants and viewers, control correct recording of the results.
6. Timely provide secretariat with refereeing documents.

Chronometer Referee

Chronometer referee works under direct supervision of the Chief chronometer referee.

Chronometer referee **is obliged to:**

1. Check finish line.
2. Start and stop watches exact by the signal of a starter and stop them when participant touches finish line.
3. Show stop watches to the Chief chronometer referee to check the results after every participant.
4. Zero readings of stop watches only after their recording and by authority of the Chief chronometer referee.

Determination of chronometer results

There are three stop watches used for defining the time, spent by a participant to cover distance:

1. If two of three stop watches have identical readings, scores the result of these two stop watches.
2. If three stop watches have different readings scores average time.
3. If one of three stop watches for any reason has failed to record time of a participant, then results of check stop watch are taken into account. If there is no check stop watch, then arithmetic mean value of two stop watches is used for defining result.

Starting pistol shot sound or starter- referee lowering a flag (in the moment, when it is at equal level with shoulder of the referee) will mark the start of an exercise.

A participant is considered to have covered a distance if he crossed finish line all over.

Starter-referee

Starter-referee reports to the Chief Referee and Deputy Chief Referees. He is responsible for maintaining discipline at start position.

Starter-referees **are obliged to:**

1. Check start line marking and its designation.
2. Make sure prior to every start, that referees on the finish-line and obstacles are ready for the event.
3. Control correct participant and his dog position on start line.
4. Start in such a way to avoid false start of a participant.

Starter-referee or his assistant calls another participant with his service dog to start line with a command "**Ready!**". The starter-referee will stand 5-10 meters to the left from the starting participant. The referee commands "**Steady!**" and raises hand with a starting gun or a flag after the participant has fixed his service dog near his left leg at the start line. As soon as the participant has taken start position (standing start) the referee makes a shot or commands "**Go!**" and lowers simultaneously his hand with a flag.

In case of false start the referee makes the second shot or commands "**Back!**" to let the participant come back to the start line.

After start or passing the baton the referee gives formalized and signed start and switchover protocols to the referee on finish.

The starter assistant works in the switchover zone and organizes the participants, waiting for a baton in the order, set down by the Contest regulation.

Chief Referee at the firing line

Chief Referee at the firing line reports to the Chief Referee and is his Fire Activity Deputy. He is responsible for conduct of exercise "shooting".

Chief Referee at the firing line **is obliged to:**

1. Allocate responsibilities between referees at the firing lines and instruct them.
2. Check readiness of participants' weapon, munitions, target and draw up an act (Annex 7).
3. Ensure favorable firing conditions at the firing line.
4. Control safety requirement to be fulfilled; warn a participant in case of violation of safety requirements or unsporting behavior and remove an athlete and report to the Chief Referee in the event of violation.
5. Take required measures and decisions in case of stoppages in firing.
6. Timely submit formalized protocol.

Referee at the firing line

Referee at the firing line reports to the senior referee and executes only his orders. He **is obliged to:**

1. Inspect readiness of the sector he is in charge of and report readiness to the

senior referee.

2. Control safety requirements to be fulfilled by the Contest participants.
3. Prepare a target for the next participant after another participant has finished his shooting.

Referee at the participants

The Referee at the participants is subordinated directly to the Chief Referee. He is responsible for the order at the accommodation sites of participants and dogs, on the starting ground and acts as a mediator between the participants and the Referees boards.

The Referee at the participants is obliged to:

1. Inform the participants about daily schedule, time of the start of exercise. Events planned for the day, about decisions of the administration and chief referee related to participants.
2. At the indicated time arrange familiarization of the participants with the exercise venues.
3. Ensure timely arrival of the participants and dogs to the start, personally bring participants to the start in accordance with the start protocol, check their weapons, ammunition, equipment, uniform, equipment of dogs, in case of any inconsistency with the Regulation take measures to fix the mistakes or not to allow these participants to the start.
4. Call the next participant to the start and not to allow to the start after two minutes delay.

Referee's Assistant for protective service

Referee's Assistant for protective service is subordinated to exercise Referee. Referee's Assistants for protective service are given by Contest providers.

Referee's Assistant shall know the order and conditions of the exercise "Protective work conduct, during exercise to conduct all actions with service dogs in the same way, not to be prejudged to any team of the Contest.

He is obliged to:

1. Check the readiness of the material venue for exercise.
2. During the exercise strictly perform all decrees of the exercise referee.

V. On-site preparation of the Contest participants' procedures

Arrival, registration and accommodation of the Contest participants with dogs and delegations at the 470th Training Centre (hotels in neighboring communities) shall be carried out not earlier than 14 days and not later than three days prior to the opening ceremony. On-site preparation of participants and dogs for the Contest shall be held within two days.

First day:

Safety requirements briefing for the administration and participants of the Contest;
Finalization of the procedure and conditions of the Contest;
Familiarization with the "Dog biathlon" exercise venue.

Second day:

Zeroing of the small arms. Live fire exercise for AK and small-bore rifle.

Drawing

The sequence of performance of participants shall be determined by the drawing.

The drawing shall be done by the chief referee of the Contest or one of his deputies.

The drawing shall be attended by the team representative and the coach. The team representative pulls the numbers of his participants in the sequence determined by the chief referee of the Contest.

In case of participation of female teams, first the drawing shall be done for them then for male teams.

The sequence of the start of the participants in accordance with the drawing is determined by the team representative.

In accordance with the drawing the protocol shall be drawn up, the participants shall be informed about the order of performance.

In the event of non-show up at the drawing due to the reasonable excuse the order of performance shall be determined by the exercise referee.

Participants who have not passed drawing without reasonable excuse shall not be permitted to participate in the exercise.

VI. Contest program

First day:

Contest opening ceremony;

Demonstration by special training company of the 470th Training Centre;

Training of exercise «Dog Biathlon». Drawing for the «Dog Biathlon» (individual race);

Cultural and leisure activities.

Second day – exercise «Dog Biathlon» (individual; race), start – 6:00.

Third day – training of exercise «300 meter obstacle course with service dogs».

Fourth day – exercise «300 meter obstacle course with service dogs» (layout and size of equipment determined in the annex 8).

Fifth day – "Protection work" exercise training. "Protection work" exercise drawing.

Sixth day – exercise «Protection service». Training of exercise «Pop up targets shooting in day time from different positions».

Seventh day – exercise «Pop up targets shooting in day time from different positions», training of exercise «Dog Biathlon» – relay race.

Eighth day – «Dog Biathlon» – relay race, start at 6:00.

Ninth day – awarding and closing ceremony of the Contest.

VII. Conditions and procedures of performing exercises

1. General provisions

Start sequence of the participants shall be determined by drawing.

If a participant does not show up at start line within 2 minutes after **"Ready!"** command, given by the starter-referee, he will be removed from the exercise, but he is allowed to participate in another exercises of the Contest.

2. "Dog biathlon" - individual race

By command of the referee the participant with his dog comes to pre-start line 10 meters away from the start line and stops, (here the material inspection of the weapon and equipment of the participant and the service dog shall be done (pull-off of the rifle – trigger pull shall be not less than 500g, the weight of the rifle shall be not less than 3 kg, dog equipped with the running breast-band participant shall have special belt (Annex 9)). It is allowed to use absorbing pulling. **Participant with a dog in equipment, not conforming this Annex, is not allowed to participate in the exercise.**

By command of the referee the participant with his dog comes to pre-start line 10 meters away from the start line and stops (the dog shall be in a breast-band and participant shall have special belt (Annex 9). It is allowed to use absorbing pulling. **Participant with a dog in equipment, not conforming this Annex, is not allowed to participate in the exercise.**

As directed by the starter-referee **"Ready!"** the participant comes to the start line and fixes his dog on the left side before the start line by giving one of commands **"Stay!"**, **"Sit!"** or **"Down!"**. Mechanical impact is allowed. The dog shall follow the initial command and remain in the assumed position till the start.

After the dog has followed the given command the participant shall take the initial position for start (pre-start position).

After the participant has assumed the pre-start position the starter-referee commands **"Steady!"** and after the command is executed he shoots from the starting gun or gives command **"Go!"** giving the sign by the flag simultaneously.

Time intervals between commands **"Ready!"** and **"Steady"**, **"Steady!"** and **"Go!"** shall not exceed 2-3 seconds.

The participant is given 2 minutes to start from the moment when the starter-referee commands **"Go!"** (referee or his assistant shall switch on stop watch simultaneously with command). In case of a false start the participant is given one minute to perform the re-start. In case of re-start command **"Ready!"** is given by the referee at the moment when the participant has crossed start line.

Not more than two false starts shall be allowed. The signal of false start is a double shot or voice command **"Back!"**.

In case of start line crossing made by any body part of a dog or change of initially assumed position the referee shall cancel start by giving command **"Dog back!"** and repeat it. In such case the participant will not get any additional time except for two minutes given for start.

The participant starts moving simultaneously with the shot of starting gun or by command of the starter-referee **"Go!"**. The dog is given command **"Forward!"** simultaneously with the first step of the participant.

During the race the participant is allowed to praise the dog in voice only to encourage it.

In the course of overcoming the distance the dog is not allowed to move outside the track. The participant is prohibited to go beyond the limits of the track. In the event

of participant's fall with leaving the track simultaneously, the participant must return to the track along the shortest path. **In the course of the race it is prohibited to any person to escort the participant, to move ahead of the dog and to physically force the dog to go forward. If the participant has gone ahead of the dog or physically forced the dog to go forward he must be withdrawn from the exercise.**

If the dog goes away from the participant off the track, and he continues to go along the distance without the dog on the lead for more than 15 seconds, the participant is withdrawn from the exercise.

When approaching the firing line (firing line scheme is given in Annex 10), the participant with the dog stops in front of the firing line, the dog stops on its own or by command of the participant **"Sit!"**. **The dog shall sit on the left side of the participant during firing.** The participant takes the gun from behind, loads it (inserts the magazine (clip) with five bullets in the gun), and from the "standing" position shoots at five targets that are at a distance of 50 meters from the line of the firing. When hitting five targets, the participant continues the run with the gun, the participant has the right to leave the firing area only when the dog is on the leash, otherwise the participant is withdrawn from the exercise. If five targets are not hit with five bullets the participant is doing penalty loops (the number of penalty loops corresponds with the number of targets missed. One loop is 100 m). **Participant is withdrawn from the exercise if he breaches conditions.**

Every poor-quality shot is regarded as missed (dog is not at position "Sit" at the left leg of the participant, participant makes overstep at the moment of the shot, not hitting the target). If during the firing there is a problem with weapons, it's not firing, the participant has the right to change weapons. To do so he raises his hand up and addresses for help to the referee - weapons malfunction. Once the participant raised his hand up and asked for help, the referee comes to participant and provides the necessary assistance including weapons replacement. To this aim the reserve of weapons prepared to standard fight is created on the ammunition supply point (1 rifle for every team).

If after the shot several targets drop, then it all goes in favor of the participant. In this case, the participant is obliged to make at least five shots from the beginning of the exercise, given that all five targets fall;

If during the fire the dog crosses the firing line (the working corridor area), the participant has no right to shoot, he must return the dog to the "shooting corridor", otherwise the participant is withdrawn from the exercise. After the first section of the shooting the participant continues to move along the route to the second line of the shooting, where conducts a similar shooting.

If the participant overtakes the other participant which is moving ahead, **before 30 meters he commands "Way to go". At this command the participant is obliged to let him through (pull over to the left, taking the dog closer, so as not to interfere with overtaking participant and continue on the track only when it cannot interfere with walking in front of him participant), otherwise he is withdrawn from the exercise.**

Participant is considered to finish the biathlon race when he crosses the finish line with the dog on the leash without any assistance, for loss of the parts of uniform during the race the participant shall be given a penalty (tab. 2 Annex 12).

The time of the participant is stopped when the dog's body touches the imaginary plane of the finish line.

The organizers of the Contest foresee video footage of the participants on the distance, penalty laps and shooting, footage shall be done by one representative of each team and organizers of the Contest, after completing exercises all footages shall be submit to the chief secretary of the Contest.

3. 300 meters obstacle course with service dogs

At the call of the referee the next participant and the dog goes to the pre-start line that is located on a bend in 10 meters from the starting line, and then stops (the dog is in a soft collar and without a leash). It is allowed to the coach to accompany the participant. The use of sweets during overcoming 300 meters obstacle course is prohibited.

As directed by the referee -starter **"Ready!"**, the participant comes to the start line and fixes the dog in front of the start line by one of commands: **"Stay!"**, **"Sit!"** or **"Down!"** on his left. Mechanical impact is allowed. The dog must perform the initial command and not to change vertical position until the command for the start of movement.

After the dog performs the command, the participant takes the starting position in order to perform start (pre-start position).

After the participant is fixed in this position, the referee -starter gives the command **"Steady!"**, and then shots from the starting gun or commands **"Go!"** giving the sigh by the flag simultaneously.

The fixing of the participant in each position corresponding with commands **"Ready!"** and **"Steady!"** should not exceed 2-3 seconds.

The participant is given 2 minutes from the moment when the referee -starter commands **"Go!"** (simultaneously with command of the referee or his assistant he turns on the stopwatch). In the case of a false start the participant is given one minute to prepare for the re-start. In the course of the re-start command **"Ready!"** is given by the referee when the participant while returning crosses the start line.

Not more than two false starts shall be allowed. False start signal is a double shot or command by voice **"Back!"**.

If by the signal for the start of movement the dog crosses the start line with some part of the body or changes the initial position, the referee must stop the start by command **"Dog back!"** and to repeat it. In this case the additional time (over two minutes) for re-start is not given to the participant.

The participant begins the exercise by the shot from the starting gun or by command **"Go!"** of the referee -starter. Simultaneously with the start of movement the participant gives the dog command **"Forward!"**. The beginning of command should coincide with the first step.

The distance between the obstacles should be covered by the participant at a run. The participant overcomes all the obstacles after of together (close by) with the dog. The overtake of the participant by the dog at one obstacle is allowed, except the grenade-throwing line.

In case of the overtake of the participant by the dog at more than one obstacle, penalty is fixed at the obstacle which is not covered by the dog. For example, the participant has not covered the athletic hurdle, while the dog has already jumped over the blind fence—penalty is for the fence.

The overtake of the dog by the participant at the obstacle is penalized. It is determined by the distance between them at any part of the obstacle. The overtake of the dog by the participant at the athletic hurdle and blind fence is determined by landing after overcoming of all those obstacles.

The dog overcomes the obstacles by commands of the participant. In the course of overcoming of the obstacle the participant may give the dog command to overcome the next obstacle. One of intermediate commands like **"Here!"** or **"Forward!"** between the obstacles is allowed. While overcoming one obstacle the participant that gives command to overcome next obstacle, is taken away of his right to give intermediate command.

All other commands as well as change of their sequence are not correct and penalized.

In order to avoid double penalty each referee should watch overcoming of the previous obstacle by the participant, despite the fact that the refereeing starts with the moment of landing of the participant after overcoming of the previous part.

If dog goes around the obstacle without trying to overcome it, then participant with a dog is withdrawn from the exercise.

In case the obstacle is not covered by the dog at first attempt, the participant is allowed to send the dog to overcome it once again. In this case the participant is penalized for repeated commands only, while the first command in the course of the repeated overcoming of the obstacle is not penalized.

The participant that avoids one of the obstacles is withdrawn from the exercise.

The athletic hurdle is covered by the participant and the dog on the move by the unsupported jump. Command to the dog is as follows: **"Hurdle!"**. The touch of the hurdle by the participant and the dog is not penalized.

The **blind fence** shall be overcome by the participant by any means. The female participants shall not overcome the fence, it is allowed for them just to go round the fence, as soon as the dog touches the ground. Command to the dog is as follows: **"Hurdle!"**.

In case the dog has failed to overcome the hurdle and fallen down without overcoming it, the participant is allowed to continue to overcome the obstacle course without sending the dog to the repeated overcoming. In this case the dog is penalized. If participant assisted dog at overcoming of the blind fence – it is considered as not overcoming of the obstacle by the dog.

In the course of overcoming **the frame ladder** the participant can hold the rails and use them for safety. Command to the dog is as follows: **"Forward!"**.

The participant stops the dog in front of the grenade-throwing line by command **"Down!"**. **In case the dog does not perform command and takes other position at the moment of grenade throwing, then hit of the grenade is not counted.**

Three grenades are installed at their front edges in front of the grenade-throwing line in the middle of the 0,5 meter area. After the performance of command by the dog the participant throws the grenades waving from behind at the target up until the first hit. The participant must take grenade one after another. The participant is allowed to take each next grenade after landing of the previous one only.

In case the participant does not wave from behind, while the grenade slips away and fell down beyond the grenade-throwing line, he must pick it up and repeat the throw.

In case the dog without fixing in front of the grenade-throwing line goes to the crawling line or crosses the grenade-throwing line by all four limbs, while the participant without returning the dog continues throwing, the positive points are not scored at the grenade-throwing line.

The participant resumes the run right after the first or the second grenade hit the target (in case of the first miss). The red flag raised by the referee near the target is the signal for the start of movement while the target is hit with the grenade. In case two first grenades are missed the participant throws the third one and resumes the run at the distance without waiting for its landing.

The direct hit at the target is scored only. The hit at the target with the touch of the grenade of the ground is not scored.

In case the participant resumes movement after the first or second grenade without the signal of the referee, he is withdrawn from the exercise for non-performance of one of the obstacles. Crossing of the grenade-throwing line by the participant and the dog is penalized.

The referee near the target should be close to the shield. In this case the participant can watch the raised flag (the signal for the start of movement) without changing his position. The flag must be raised right after the hit at the target by the grenade, in case if dog performs command "Down!".

In front of **the crawling line (under the bottom of the BTR-70)** the participant at the run lies down in front of the net giving the dog command "**Down!**". Then the participant together with the dog overcomes the crawling line giving the dog command "**Crawl!**".

Participant during crawling pulls right (left) leg and simultaneously stretch left (right) hand as far as possible, pushing off by bended leg, moves body forward, pulls other leg, stretches other hand and continues movement in the same way.

The dog must crawl touching the surface by chest or elbows, without run overs. The step made by four limbs with simultaneous space between surface and elbows and chest of the dog shall be considered a run over.

In case the participant puts the body under the bottom of an APC and starts crawling with fixing in lying, the crawling is not scored for him.

Mechanical impact on the dog in the process of crawling shall be penalized every time.

To overcome the **ditch** the participant shall climb the run-up platform running, jump over gap between platforms and continues the run towards the boom.

Command to the dog for overcoming the ditch is as follows: "**Forward!**".

The boom is performed by the participant running. Command to the dog for overcoming of the boom is as follows: "**Forward!**".

The boom is considered to be overcome if a dog and participant jump down to the ground beyond the log (without the landing-stage). If the dog entered the ladder with four legs, and without touching the log, stepped aside, it shall be considered as unsuccessful attempt.

To overcome the ford the participant commands to the dog "**Forward**" and crosses the obstacle on move. The dog shall overcome the obstacle swimming, the participant is not allowed to help his dog to overcome the obstacle. The dog shall not stay behind the participant

The participant and the dog that crossed the finish line without somebody's help are considered as those finished the distance, for loss of the parts of uniform during the race the participant shall be given a penalty (Annex 12).

In case the dog has avoided the finish line, while the participant has not finished yet, he is allowed to return the dog during the period of 30 seconds by commands. The dog may come back through the finish line also.

The participant that crossed the finish line is taken away of his right to impact on the dog remaining at the distance. In case after the finish of the participant the dog does not cross the finish line by itself during the period of 30 seconds, the points for the exercise are not scored.

The lag of the dog from the participant at more 3 meters is penalized, while the overtake is allowed.

The organizers of the Contest allow video footage of the participants on the distance, penalty laps and shooting, footage shall be done by one representative of each team and organizers of the Contest, after completing exercises all footages shall be submit to the chief secretary of the Contest.

4. «Protection work»

Performing "**Protection work**" exercise participants of the Contest shall perform following drills:

- , attack of the dog from movement “front attack
- «search of an assistant»;
- «apprehension and barking»;
- «prevention of escape of an assistant»;
- «repulse of the attack from the guard phase»;
- «rear convoy»;
- «attack of the dog from the rear convoy»;
- «attack of the dog from movement (front attack)».

The layout for «**Protection work**» is listed in Annex 11.

The evaluation for «**Protection work**» is listed in Annex 13

Four participants from team shall take part in the exercise with dogs, venue - stadium of 470th Training Centre.

On the exercise ground are installed 4 shelters on the sides and two shelters at each side of the ground in checkerboard order

The refereeing shall be done by a referee obtaining international referee qualification. A referee for «**Protection work**» is appointed by organizers of the Contest, the refereeing shall be done by him only assisted by referee assistants for «**Protection work**». The decision for evaluation of the participants performing on the exercise «**Protection work**» shall be taken only by the referee, **the decision of the referee for this exercise could be abolished only by the chief referee of the Contest after examination of relevant motivated protest of the representative of the team.**

The referee shall not interfere in any way into the work of the dog. He has right to cease the exercise in case of violation by participants requirements of this Regulation or its directives. The referee shall withdraw participants for misbehavior, for holding of motivating items, for violation of the Regulation. In case of ban all the scores gained by the participant shall be canceled.

The referee's assistant for the protection work shall wear protection suit made of ring material and have soft stick «Stek». The procedure of disarm of the assistant (when participant takes the stek before side convoy) shall be determined by the participant. The referee's assistant for protection work shall be subordinated directly to the referee for the exercise.

The referee's assistant for protection work shall know procedure and conditions of exercise. During the exercise all actions with the service dogs shall be done in the same manner, be unbiased to all participating teams. During the exercise assistant shall strictly follow all commands of the referee. The halt of the assistant during all exercises shall be done in a way to enable the referee to observe the snatch of the dog, release and protection phase (during the protection phase the dog shall not turn its back to the referee, assistant of the referee for protection work shall keep eye contact with the referee). The halt of the assistant shall be distinctive, hands down and still.

The participants during entire exercise shall carry the leash, which shall be whether in the pocket or on the shoulder. The dog shall wear soft collar during entire exercise. All other sorts of collars are prohibited. In case of any suspicions the referee may demand to change collar. In case of suspicion of deliberate cheating (for example, hidden pins or electronic devices) the referee shall withdraw the participant from the Contest.

4.1 Search of assistant.

At the command of the referee the participant with the dog shall take the initial position, stop, release the leash and takes the main standing. The dog shall not show anxiety and aggression.

The "violator" played by the assistant referee for the protection service, hidden from the dog, is in the last (fourth) shelter. A participant with a unleashed dog takes up a position on an imaginary centerline between the 1st and 2nd shelters. The exercise starts at the referee's command. By the short command "Search" and a gesture of the right or left hand (these gestures can be repeated when the dog is sent to search of the next shelters), the dog should quickly move away from the participant, quickly and purposefully run to the specified shelter and run around him.

As soon as the dog has run around the shelter, the participant again calls her to himself with the command "To me" (this command can be used in combination with the dog's nickname) and sends it, without stopping the movement, with next command "Search" to the next shelter. When doing so the participant moves in steps, without running along an imaginary middle line between two rows of shelters, which he should not leave during the search for an "violator". The dog shall always be in front of the participant. As soon as the dog has reached shelter with the "violator", the participant shall stop. After that commands and signals are not allowed.

If the dog does not find the "violator" in the working shelter after 3 attempts by the participant to send it to this shelter, the exercise is stopped. If during the exercise the dog returns to the participant and takes a position near him, the exercise also stops.

The evaluation shall be done by the referee for the exercise.

4.2 Apprehension and barking

The dog shall actively and carefully hold the detected "violator" and bark at him for a long time. The dog shall not jump on the "violator" or grab him. After barking at

the violator for 20 seconds, the participant, as instructed by the referee, approaches the shelter, taking up a position behind continuing to keep and bark at the "violation" dog, keeping distance between himself and the dog at least 5 steps. At the command of the referee, the participant withdraws the dog.

While doing this exercise the participant is allowed to command "Come!" or "Heel!"

The commands "Come!" and "Heel!" shall be given at once, one after another ("Come, Heel!").

The evaluation shall be done by the referee for the exercise.

4.3 Prevention of escape of an assistant:

At the command of the referee, the participant gives the "violation" command to step out from the shelter. "The violator" proceeds to the marked starting point for escape stepping out from the shelter.

At the command of the referee the participant with the dog following freely on the command "Heel!" goes to the marked dog laying point to prevent the "violation" from escaping. The dog should be attentive and concentrated, meanwhile it should be with its shoulder at the level of the participant's knee to the left of him. Before giving the command "Down!", the dog shall sit down in the main position and sit straight, calm and attentive. At the command of the participant "Down!" it shall quickly lie down (exactly, without tucking, not crawling) and behave calmly, confidently and attentively towards the "violation" in this position.

The distance between the "violation" and the dog shall be 5 steps. The participant lays down the dog and leaves it in the guard phase, while he goes to the shelter. The dog, the referee and the "violation" shall be kept in his sight. At the command of the referee, the "violation" makes an attempt to escape. At the same time, the participant gives the dog the command "Attack!/Go!", after that the dog immediately begins the pursuit of the "violation" in order to prevent his attempt to escape.

The dog shall quickly and decisively demonstrating a high degree of domination, prevent escape by making a strong and vigorous grip. It can bite only the sleeve of the "violation". At the command of the referee, the "violation" stops. After the "violation" stops, the dog shall release him after a short transitional phase, which is also evaluated by the referee. A participant can independently give one command "Give!"

If the dog does not release the "violation" right after the first allowed command "Give!", the participant will be instructed by the referee to give two additional commands "Give!". If the dog does not release the "violation" after the third command (one allowed and two additional), the participant shall be withdrawn from the exercise. During the giving of the commands "Give!" The participant shall stand calmly, without any influence on the dog. After release the dog shall remain near the "violation", guarding him attentively and closely.

During the exercise the participant is allowed to give commands "Heel!", "Down!", "Attack!/Go!" and "Give!"

The evaluation shall be done by the referee for the exercise.

4.4 Repulse of the attack from the guard phase

After the guard phase lasting about 5 seconds the "violation" at the command of the referee attacks the dog. The dog shall repel the attack with an energetic and firm grip without any influence from the participant. In this case, the grip shall be allowed

only for the sleeve of the "violation". The "violation" puts pressure on the dog: threatens the dog with a swing of the stack and pushes it. In the pressure phase attention should be paid to the activity and stability of the dog. During the pressure phase, the "violation" strikes the dog 2 times with a stack. Meanwhile the dog should not change the grip of the sleeve. The strikes are allowed only upon the withers and shoulders of the dog. In the pressure phase, the dog shall behave confidently and show full, vigorous and first of all constant (steady) grip. At the command of the referee the "violation" stops. After the "violation" stops the dog shall release him after a short transitional phase which is also evaluated by the referee. A participant can independently give one command **"Give!"**.

If the dog does not release the "violation" according to the first allowed command "Give!", the participant will be instructed by the referee to submit two additional commands "Give!". If the dog does not release the "violation" after the third command (one allowed and two additional), the participant shall be withdrawn from the exercise. During the giving of the commands "Give!" the participant shall stand calmly without any influence on the dog. After the release the dog shall remain near the "violation", guarding him attentively and closely.

At the command of the referee the participant approaches the dog in a calm step along the shortest path and at the command "Down!" puts it into the main position. The "violation" meanwhile keeps the stack.

During the exercise the participant is allowed to give commands **"Give!"** and **"Down!"**.

The evaluation shall be done by the referee for the exercise.

4.6 Rear convoy.

After the "repelling attack from the guard phase" the rear convoy is carried out with a distance 30 steps away. The convoy layout is determined by the Regulation of the Contest. The participant commands to the "violation" to start moving and follows him with a freely following and alert dog at a distance of 8 steps from the "violation". The distance of 8 steps between the participant and the "violation" shall be kept throughout the entire rear convoy.

During the exercise the participant is allowed to give commands **«Heel!»**, и **«Convoy!»**.

The evaluation shall be done by the referee for the exercise.

4.6 Attack of the dog from the rear convoy.

At the command of the referee from the rear convoy the "violation" attacks the dog without stopping. The dog shall immediately repel the attack with an energetic and firm grip without any influence from the participant. As soon as the dog grabs the "violation" the participant shall stop and stay in place. The "violation" exerts pressure on the dog: threatens the dog with a swing of the stack and pushes it. In the pressure phase attention shall be paid to the activity and stability of the dog. In the phase of pressure the dog shall behave confidently and throughout the time show a full, energetic and first of all constant (steady) grip. At the command of the referee the "violation" stops. After the "violation" stops the dog shall release him after a short transitional phase, which is also evaluated by the referee. The participant can independently give one command **"Give!"**.

If the dog does not release the "violation" according to the first allowed command "Give!", the participant will be instructed by the referee to submit two additional commands "Give!". If the dog does not release the "violation" after the third command

(one allowed and two additional), the participant shall be withdrawn from the exercise. During the giving of the commands "Give!" the participant shall stand calmly without any influence on the dog. After the release the dog shall remain near the "violation", guarding him attentively and closely.

At the command of the referee the participant approaches the dog in a calm step along the shortest path and at the command "Down!" puts it into the main position. The participant disarms the "offender": the participant takes the stack from the "violation".

This is followed by the lateral convoy of the "violation" to the referee at the distance of about 20 steps. It is allowed to give the command "Convoy!". The dog shall walk on the right side of the "violation", so that it is between the "violation" and the participant. During the convoy the dog shall carefully observe the "violation". However, it is forbidden for her to push back the "violation", jump on him or grab him. The group stops in front of the referee the participant hand over the stack to the referee and reports on the end of the first part of the exercise.

During the exercise the participant is allowed to give commands «Give!», «Heel!» and «Convoy!».

The evaluation shall be done by the referee for the exercise.

4.7 Attack of the dog from movement (front attack)

After the report upon the end of the first part of the exercise, the participant gives the command "Heel!" and takes the dog away from the referee and the "violation". The "violation" at the command of the referee goes to the working shelter (in the direction of the working shelter if there are two "violations"). The participant with his dog moves to a marked point for a frontal attack. While moving nearby the dog should move next to the participant so that its shoulder is at the level of the participant's knee on the left in the correct position. At the marked point which is at the level of the first shelter the participant stops and turns around. At the command of the participant "Down!" The dog take the main position.

The dog sitting calmly and attentively in the main position can be held by the participant by the collar, but should not be encouraged by him. At the command of the referee, the "violation" in a protective suit armed with a soft stack and a starting pistol, step out from the shelter and makes towards the participant with the dog 2 shots. Then he picks up an additional item (plastic 5-liter canister filled with on 1/10 small pebbles) and runs to the middle line. After reaching the middle line the "violation" turns in the direction of the participant with the dog and attacks them without changing the tempo of movement attacks with threatening shouts and movements (swings) of the stack, an additional object (canister) is thrown 10-15 m towards the dog at an angle of 45 degrees, but not at the dog. As soon as the "violation" approaches the participant and the dog at the distance of 40-50 steps, the participant, at the command of the referee, lets the dog to repel the "violation's" attack by the team "Attack!/Go!". The dog shall immediately repel the attack making an energetic and firm grip. The "violation" exerts pressure on the dog: threatens the dog by swinging the stack and pushes it. In the pressure phase attention shall be paid to the activity and stability of the dog. The participant at this time shall not leave his place.

In the phase of pressure the dog shall behave confidently and throughout the time show a full, energetic and first of all constant (steady) grip. At the command of the referee the "violation" stops. After the "violation" stops, the dog shall release him after a

short transitional phase, which is also evaluated by the referee. A participant is allowed to give one command **“Give!”**.

If the dog does not release the “violation” according to the first allowed command “Give!”, the participant will be instructed by the referee to submit two additional commands “Give!”. If the dog does not release the “violation” after the third command (one allowed and two additional), the participant shall be withdrawn from the exercise. During the giving of the commands “Give!” the participant shall stand calmly without any influence on the dog. After the release the dog shall remain near the "violation", guarding him attentively and closely.

At the command of the referee the participant approaches the dog in a calm step along the shortest path and at the command “Down!” puts it into the main position. The participant disarms the "offender": the participant takes the stack from the "violation".

This is followed by the lateral convoy of the "violation" to the referee at a distance of about 20 steps. It is allowed to give the command “Convoy!”. The dog shall walk on the right side of the “violation”, so that it is between the “violation” and the participant. During the convoy the dog shall carefully observe the “violation”. However, it is forbidden for it to push back the “violation”, jump on him or grab him. The group stops in front of the referee, the participant hands over the stack to the referee and reports on the end of the exercise. After the report at the command of the referee the participant steps away with freely following dog about 5 steps from the "violation" takes the main position and takes the dog on a leash and leaves the venue of the exercise "Protection Service."

During the exercise the participant is allowed to give commands **«Heel!», «Down!», «Attack!/Go!» and «Convoy!»**.

The evaluation shall be done by the referee for the exercise.

The final evaluation of “Protection service” shall be done the referee for the exercise.

5. “Marksman” (Pop up targets shooting in day time from different positions)

The shooting is conducted with Kalashnikov assault rifle AK-74M with folding stock (without night sight) (Annex № 3) upon half-silhouette with circles (target No 4), appearing three times with 15 seconds pauses for 50,60, 70 seconds. The weapon shall be provided by the organizing country.

Distance to target – 100 m.

Amount of rounds – 15.

The exercise shall be carried out from three positions, five single shots from each position.

Shooting positions:

First run – lying position;

Second run – knee position;

Third run – standing position.

The purpose of the exercise is to gain as much as possible scores:

Every unsuccessful shot (crossing of the firing line; mishit) is regarded as a miss. If during the shooting the participant had problems with the weapon, which makes the shooting impossible, the participant has the right to replace the weapon. He raises his

hand up (malfunction of the weapon) and turns for help to the referee. As soon as the participant raised his hand up and asked for help, the referee approaches the participant and provides the necessary assistance, including the replacement of weapons. For this purpose, a reserve of the zeroed weapon (1 assault rifle per command) shall be kept at the ammunition supply point.

6. "Dog biathlon" - relay race

Exercise - "Dog biathlon" - relay race is carried out according to the same requirements as the "Dog biathlon" - individual race, except:

Relay race consists of four stages. Each team member takes only one of the stages of the relay. The team coach determines the sequence of participants to perform at the stage;

the start of the participants of the 1st stage is simultaneous, the places at the start table are determined by the results of the individual race (the distance between the participants is 5 meters);

not more than 3 teams simultaneously, according to the rating of the individual race to ensure safety of the participants and service dogs the race shall be divided into three corridors up the first curve;

the distance of each stage of the relay is 1,600 meters for each participant;

each stage of the relay must include one firing line (firing line from a standing position);

for the hand-over the participant's hand touches any part of the body the next team member, it should be done in a specially equipped hand-over zone. Area of hand over consists of a 30 meters corridor marked by the protective net (not less than 1 meter high) is designated by a color line with width of 5 cm at the beginning and end of the handover area and designated by flags from each side.

In the area of the handover can only be the participant with the dog that passes the relay, and the participant that receives the relay, while the dogs must be tacked on.

The participant that takes over the relay can start to overcome his stage, when leaving the hand over zone, only after other participant who finishes his stage touches him. Otherwise, the entire team will be disqualified from the exercise.

IX. The procedure for determining winners

The secretariat of the Contest shall prepare the preliminary and final results.

Preliminary results shall reflect current situation in the course of the Contest and shall be used for information only. It could be displayed on the display of the results (information board).

The final (official) results shall be indicated in the protocol with individual and team places being specified; protocols shall be signed by the Chief Referee and Chief Secretary of the Contest.

In the protocol of the results of the Contest shall be indicated:

status and name of the Contest;

name of the exercise;

dates (if the Contest is carried out for more than one day, all the dates shall be specified);

name of the venue (city), where it was held.

In the protocol of individual results shall be indicated:

number (start number);

full name;

breed and name of the dog;

name of the team;

results and scores;

place taken by the participant;

cases of non-attendance and disqualifications.

In final protocols of team results shall be indicated:

team number (ordinal number);

name of the country of the team;

team results - amount of points scored by participants in the exercises;

place taken by the team.

Evaluation of exercise

After each exercise of the contest the places of participants are determined in the rating board on the basis of the summed up results. The place at the rating board is determined by the number of scores. So, the participant who has taken the first place receives scores according to the amount of participants, and participant, who has taken the last place, receives 1 score. For example, if 10 teams are participating in the exercise, then for the first place shall be given 10 scores, and for the last place 1 score shall be given. The place of the team is determined by the largest number of scores gained by four participants

The scores for the exercise "Dog biathlon" shall be given for the time spent by the participant on the distance (Annex 12).

The scores for the exercise "300 meter obstacle course with service dogs" shall be given for: the time shown by the participant at the distance, scores gained for overcoming the obstacle course without the penalty second for the mistakes made by the participant and the dog in the course of the exercise (Annex 12).

The result of the participant at the exercise "Protection work" is determined by the number of scores gained at the exercise without the penalties for the mistakes made by the participant and the dog during the exercise (Annex 13).

The results of the participant in the exercise "Pop up targets shooting in day time from different positions" shall be calculated according to scores in the exercise.

The total team result at the relay race "Dog biathlon" is determined by time of the last participant and scores are given according to the place taken depending on amount of teams.

In case of equality of time of few teams, the place will be determined by time, shown by participants with dogs on four stages (Annex 12). In this case this the priority is given to the team which has the best time at the first stage, then at the second stage, then at the third stage, and then at the fourth stage.

In case of the equal results of several teams in the exercise "Pop up targets shooting in day time from different positions" the disputed place shall be determined according to the hit targets. That team will have priority whose hits are closer to the center of the target.

In case of equal **rating team scores** after four exercise the disputed place shall be determined according to the **rating team scores, shown** in each of four exercises of the contest. In this case the priority is given to the team having more **rating team scores** in the first exercise, then in second exercise, then in third exercise, then in fourth exercise.

The preliminary result received by the participant is showed by the referees to the participants and viewers right after performing of the exercises.

The participant, withdrawn from the Contest at one exercise, is allowed to take part at two other exercises and the relay race. In case the participant is withdrawn from two exercises, he is withdrawn from the Contest.

The participant is withdrawn from the Contest for abuse of the dog – beating and bruises.

Annex 1
to Regulation of the International
Service Dog Contest "The Loyal Friend"

A P P L I C A T I O N

from _____ for participation in the (national
team's name)

**International Service Dog Contest "The Loyal Friend" from " " to " " _____ 20____
in the 470th Training Centre of the service dog breeding of the Armed Forces of the Russian Federation**

№	Rank	Full name	Appointment	Year of birth	Doctor's signature	Name, breed and age of the dog	Dog's specialization	Chip No	Veterinary's of the competition signature
1	2	3	4	5	6	7	8	9	10

For participation are allowed:

_____ personnel _____
(doctor's signature and stamp)

_____ service dogs _____
(veterinary's signature and stamp)

Team's representative _____
(rank, full name)

Head of the sending authority
(signature) _____ full name
stamp

" " _____ 20

<p>Participant's number _____</p> <p>Personal card of participant</p> <p>_____</p> <p>_____</p> <p>(rank, name)</p> <p>Service dog "name"</p> <p>_____</p> <p>(breed) (age) (color)</p> <p>Stamp</p> <p>"_____" _____ 20.....</p>	<p>Photo of service dog</p>
--	-----------------------------

Disciplines				Disciplines			
№	Exercises	Scores	Referee's signature	№	Exercises	Scores	Referee's signature
2							3

Annex 3
to Regulation of the International
Service Dog Contest "The Loyal Friend"

Models of weapons and special military equipment to participate in the international service dog contest «The Loyal Friend»

Sport small caliber 5 round rifle

 <p style="text-align: center;">rifle – BI-7-2</p>		
	Length, mm	985
	Height, mm	240
	Length of barrel, mm	450
	Width, mm	75
	Weight, kg	4,2
	Caliber	5,6
	Grooves	6
	Magazine	box
	Magazine capacity	5

Sport small caliber 5 round rifle

 <p style="text-align: center;">rifle – BI-7-4</p>		
	Length, mm	1050
	Height, mm	290
	Length of barrel, mm	500
	Width, mm	90
	Weight, kg	4,5
	Caliber	5,6
	Grooves	6
	Magazine	box
	Magazine capacity	5



Rimfire 5.6 mm cartridges with maximum explosion pressure not more than 180 MPa (1836 kg/cm²) are used for firing sessions. “Biathlon” and “Olimp-BI” 5.6 mm cartridges are advised for competition.

Name	Weight, g	Weight of the bullet, g	Length, mm
5,6 mm «Biathlon»	3,35 – 3,45	2,69 – 2,71	25

2. AK-74 M Assault rifle without optical sight and gears



Length, mm	940
Height, mm	195
Length of barrel, mm	415
Width, mm	70
Weight with loaded magazine, kg	3,6
Caliber, mm	5,45
Grooves	4
Magazine capacity	30
Direct fire range, m.	440
Rate of fire, rounds per minute	650
effective rate of fire, rounds per minute	
automatic	100
Single	40
Accuracy range, m.	1000
Muzzle velocity, m/s.	900

AK 74M Ammo



Name	Weight, g	Weight of bullet, g	Width, mm
5,45	10,5	3,02 – 4,1	10

Annex 4
to Regulation of the International
Service Dog Contest "The Loyal
Friend"

(Contest name)

Referee Commission decision

*To Referee Committee from team's
representative*

Chief Referee _____
(signature)

(team)

(representative's name)

Protest made at
_____hours_____min.

Protest

During the performance of participant _____start.No_____
(Full name of participant)

referee (referee at sector) made a decision _____

(name of site)

(referee's decision)

We consider that in accordance with the provisions of the Contest_____

(provisions and main point of protest are to be mentioned)

Team's representative _____
(signature and name)

Annex 5
to Regulation of the International
Service Dog Contest "The Loyal
Friend"

**Act
on serviceability of the facilities of the International Service Dog Contest "The
Loyal Friend"**

_____ " ____ " _____ 20____ .

We, underwriters:
Chief Referee of the Contest _____
(full name)

Deputy Chief Referee of the Contest _____
(full name)

Representative of the Contest Administration _____
(full name)

(example)
*have comprised the current act that running track with apparatuses (obstacles),
grenade-throwing places fully comply with the provisions of the Contest and fit for the
Contest.*

Chief Referee of the Contest _____
(full name)

Deputy Chief Referee of the Contest _____
(full name)

Representative of the Contest Administration _____
(full name)

Annex 6
to Regulation of the International
Service Dog Contest "The Loyal
Friend"

Act
on checking of the chronometers for the exercise
of the International Service Dog Contest "The Loyal Friend"

We, underwriters:
Deputy Chief Referee _____
(full name)

Referee for the exercise _____
(full name)

Referee -chronometrist _____
(full name)

Have comprised the current act on checking of chronometers with serial numbers:
№ _____, № _____, № _____, for its accuracy and synchronicity.

After the checking is determined that all mentioned chronometers comply with requirements and are suitable for use during the Contest.

Deputy Chief Referee _____
(full name)

Referee for the exercise _____
(full name)

Referee -chronometrist _____
(full name)

Annex 7
to Regulation of the International
Service Dog Contest "The Loyal
Friend"

Act
on checking of the small caliber guns, ammunition and targets for the
exercise _____
in the International Service Dog Contest "The Loyal Friend"

" _____ " _____ 20 _____

We, underwriters:

Deputy Chief Referee _____
(signature, full name)

Referee for the exercise _____
(signature, full name)

Referee at the firing line _____
(signature, full name)

have comprised the current act that guns _____
№ _____, № _____, № _____, are zeroed and are suitable for use
during the exercise _____ of the Contest.

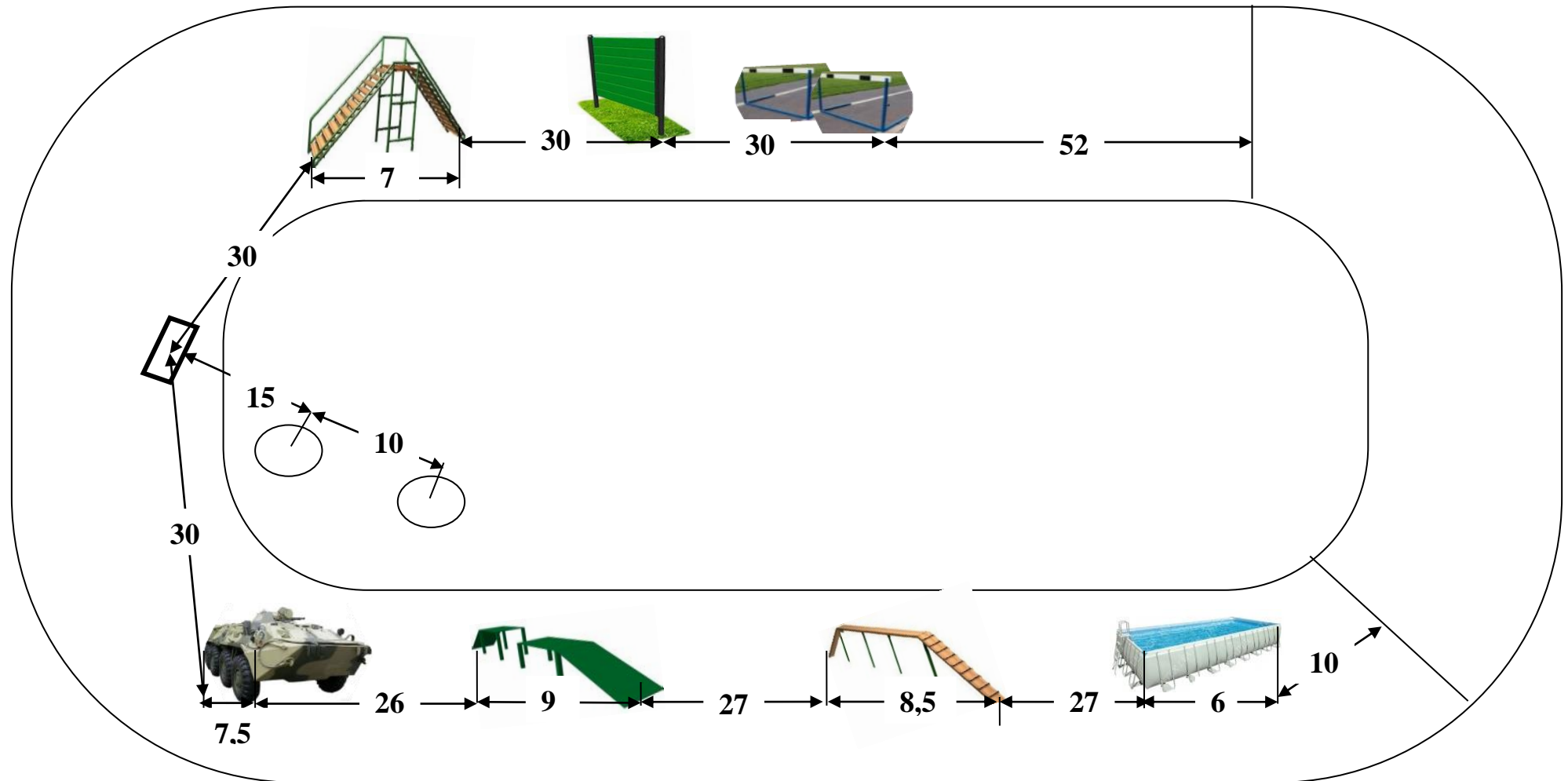
Deputy Chief Referee _____
(signature, full name)

Referee for the exercise _____
(signature, full name)

Referee at the firing line _____
(signature, full name)

Annex 8
to Regulation of the International
Service Dog Contest "TheLoyal Friend"

Scheme of the Obstacle Course



Obstacles' sizes

Width of the running track – 500cm. (in field – 700 cm.).



1. Athletics hurdle:

height – 91,4 cm.;
width – 120 cm.



2. Blind fence:

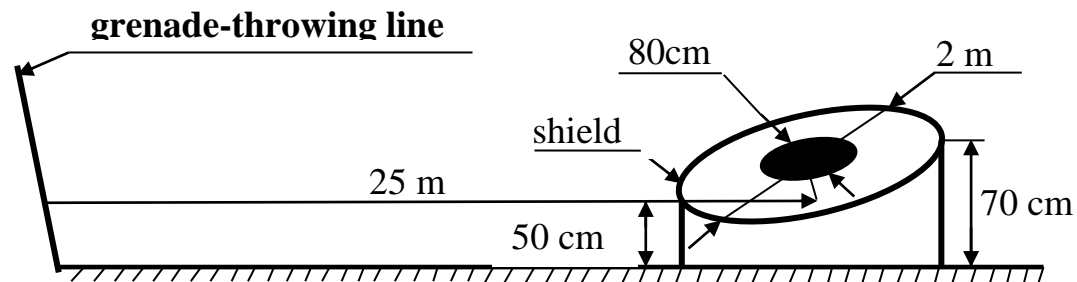
height– 180 cm.;
width– 200 cm.



3. Ladder:

height– 300 cm.;
upper platform – 100x100 cm.;
staircase incline 45°;
width of footstep 15-16 cm.;
height of footstep 25 cm.;
on the right side banisters 100 cm from
footsteps;
length– 700 cm.

4. Grenade-throwing sector.



The weight of grenade is – 315 gr. (RGD-5 or its analogues)

The front edge of the shield is installed 50 cm above the ground, the
opposite edge - 70 cm. The weight of grenade is 700 gr.

4. Grenade-throwing line. The target for the grenade-throwing is round-shaped shield (metal or wooden). Diameter – 2 m. Central round with diameter 80 sm is painted black. The front edge of the shield is installed 50 sm above the ground, the opposite edge 70 sm. The weight of grenade is 700 g. The distance between throwing line and center of shield is 25 m.



5. Crawling line:

length – 1000 cm.;
width – 200 cm.;
height – 50 cm.;
the crawling line is divided into 1m zones.



8. Ford:

height – 122 sm;
length – 610 sm;
width – 305 sm



6. Ditch

each platform
consists of horizontal and inclined
200 cm shields, width 100 cm,
height of the horizontal shield is
100 cm,
height of the touchdown
platform is 75 cm,
gap between platforms is
150 cm,
length of the ditch with a gap is
900 cm



7. Boom:

Length of log is 500 cm with a plane
upper part and two ladders;
Width of the plane part and ladders is
17-18 cm.;
Height – 100 cm.;
On the upper part of ladders transversal
bars with 1.5x3 cm are mounted at 25 cm
intervals, starting from above
Length of the entire obstacle is 850 cm.

Annex 9
to Regulation of the International
Service Dog Contest "The Loyal Friend"

Equipment for the participants and service dogs



Gangline



Dog leash



Muzzle



Belt



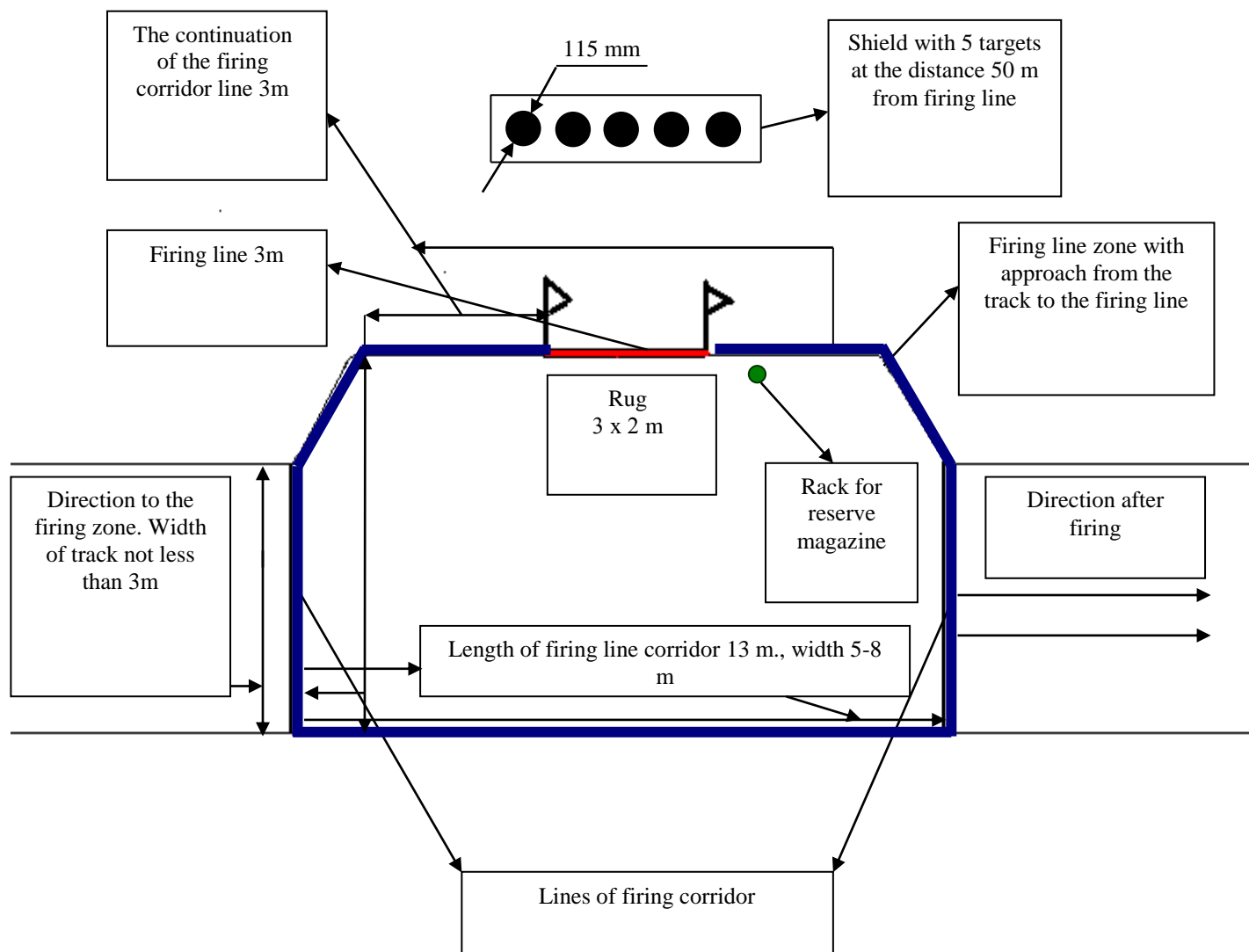
Breast-band

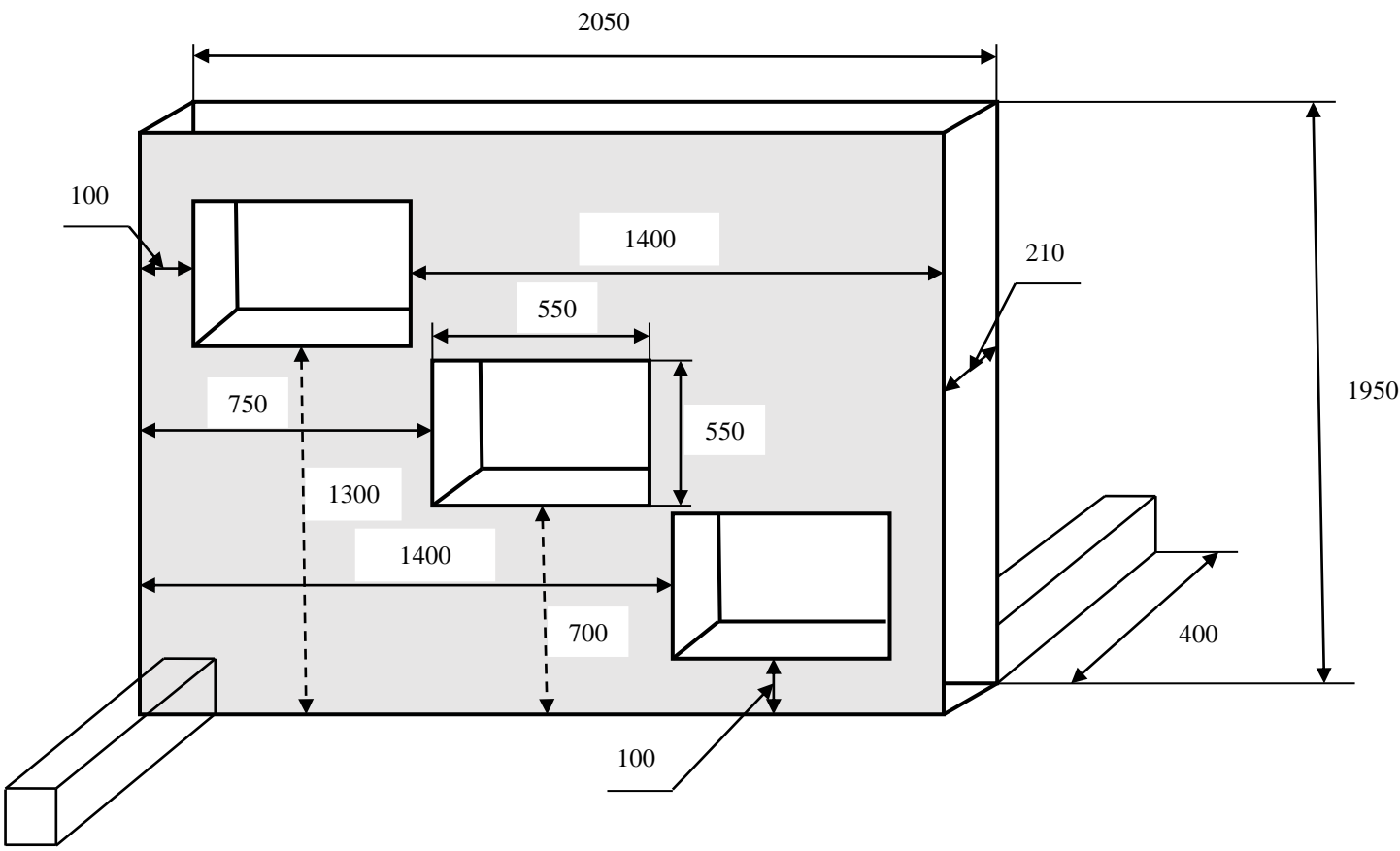


Collar

Annex 10
to Regulation of the International
Service Dog Contest "The
Loyal Friend"

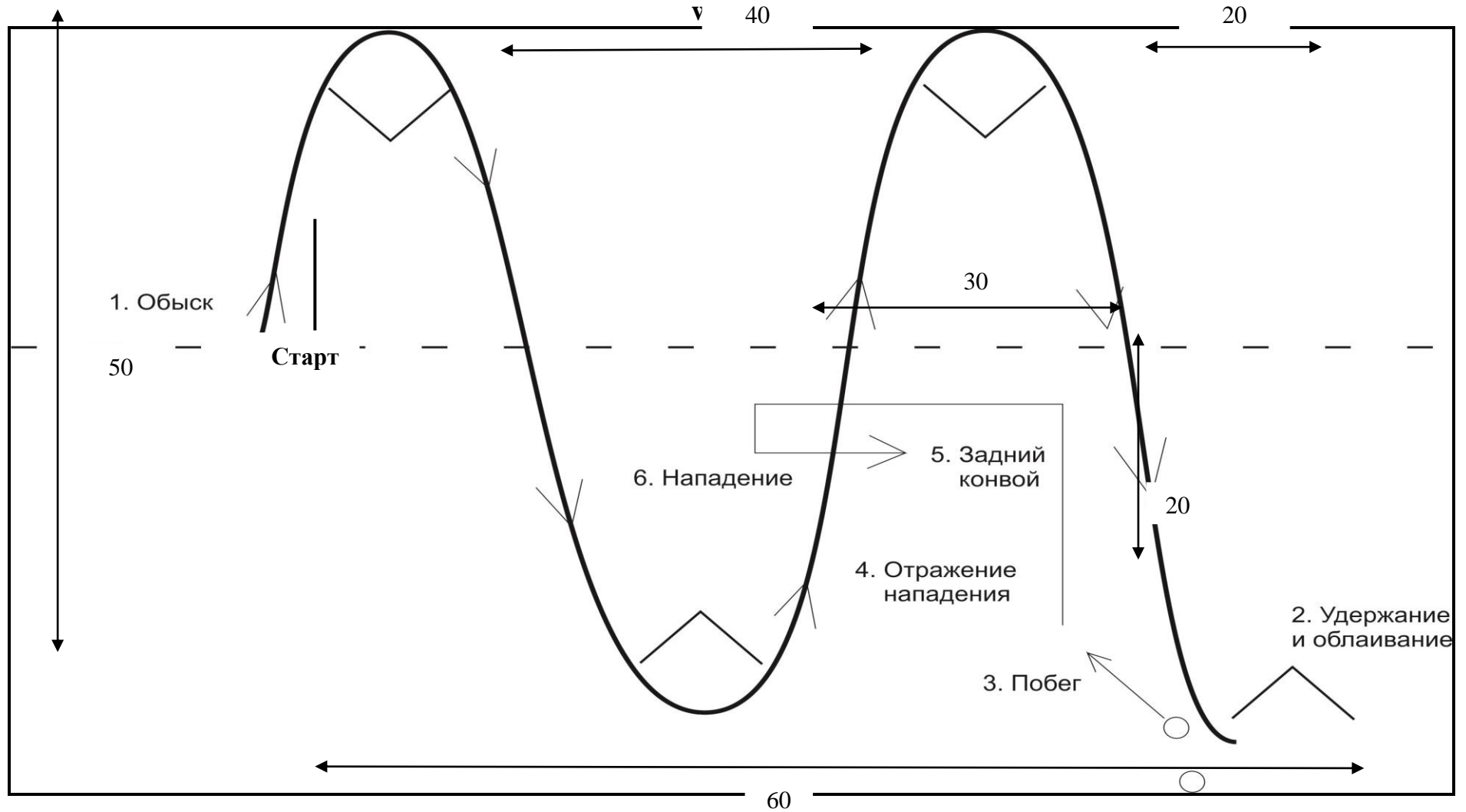
Scheme of the firing line and target





Annex 11
to Regulation of the International
Service Dog Contest "The Loyal Friend"

Scheme of the exercise "Protection"



Annex 12
to Regulation for the International
Service Dog Contest "The Loyal
Friend"

Criteria of exercise performance of the Contest

Table 1

Time scores of "Dog Biathlon" exercise

Points	Time (min)	Points	Time (min)	Points	Time (min)	Points	Time (min)	Points	Time (min)	Points	Time (min)	Points	Time (min)	Points	Time (min)
1	2	3	4	5	6	7	8	9	10	11	12	13	14	15	16
220	15.30	192	17.50	164	20.10	136	22.30	107	24.50	79	27.10	51	29.30	23	31.50
219	15.35	191	17.55	163	20.15	135	22.35	106	24.55	78	27.15	50	29.35	21	31.55
218	15.40	190	18.00	162	20.20	134	22.40	105	25.00	77	27.20	49	29.40	20	32.00
217	15.45	189	18.05	161	20.25	133	22.45	104	25.05	76	27.25	48	29.45	19	32.05
216	15.50	188	18.10	160	20.30	132	22.50	103	25.10	75	27.30	47	29.50	18	32.10
215	15.55	187	18.15	159	20.35	131	22.55	102	25.15	74	27.35	46	29.55	17	32.15
214	16.00	186	18.20	158	20.40	130	23.00	101	25.20	73	27.40	45	30.00	16	32.20
213	16.05	185	18.25	157	20.45	129	23.05	100	25.25	72	27.45	44	30.05	15	32.25
212	16.10	184	18.30	156	20.50	128	23.10	99	25.30	71	27.50	43	30.10	14	32.30
211	16.15	183	18.35	155	20.55	127	23.15	98	25.35	70	27.55	42	30.15	13	32.35
210	16.20	182	18.40	154	21.00	126	23.20	97	25.40	69	28.00	41	30.20	12	32.40
209	16.25	181	18.45	153	21.05	125	23.25	96	25.45	68	28.05	40	30.25	11	32.45
208	16.30	180	18.50	152	21.10	124	23.30	95	25.50	67	28.10	39	30.30	10	32.50
207	16.35	179	18.55	151	21.15	123	23.35	94	25.55	66	28.15	38	30.35	9	32.55
206	16.40	178	19.00	150	21.20	122	23.40	93	26.00	65	28.20	37	30.40	8	33.00
205	16.45	177	19.05	149	21.25	121	23.45	92	26.05	64	28.25	36	30.45	7	33.05
204	16.50	176	19.10	148	21.30	120	23.50	91	26.10	63	28.30	35	30.50	6	33.10
203	16.55	175	19.15	147	21.35	119	23.55	90	26.15	62	28.35	34	30.55	5	33.15

202	17.00	174	19.20	146	21.40	118	24.00	89	26.20	61	28.40	33	31.00	4	33.20
201	17.05	173	19.25	145	21.45	117	24.05	88	26.25	60	28.45	32	31.05	3	33.25
200	17.10	172	19.30	144	21.50	116	24.10	87	26.30	59	28.50	31	31.10	2	33.30
199	17.15	171	19.35	143	21.55	115	24.15	86	26.35	58	28.55	30	31.15	1	33.35
198	17.20	170	19.40	142	22.00	114	24.20	85	26.40	57	29.00	25	31.20		
197	17.25	169	19.45	141	22.05	112	24.25	84	26.45	56	29.05	28	31.25		
196	17.30	168	19.50	140	22.10	111	24.30	83	26.50	55	29.10	27	31.30		
195	17.35	167	19.55	139	22.15	110	24.35	82	26.55	54	29.15	26	31.35		
194	17.40	166	20.00	138	22.20	109	24.40	81	27.00	53	29.20	25	31.40		
193	17.45	165	20.05	137	22.25	108	24.45	80	27.05	52	29.25	24	31.45		

Note:

1. In case if time result is less than 15 min. 30 sec was shown at 3,200 meters distance exercise, each 1 second would be counted as 1 point.
2. In case if the result shown by the participant is between two results of the table, it would be considered as the best one from these two.
3. If time result is 33 min 35 sec and more, no points would be given for the exercise.

Table 2**Penalties for "Dog Biathlon" exercise**

№	List of mistakes	Penalty seconds
1	2	3
1	Dog has left the route and hasn't returned after 15 sec.	Withdrawal
2	Third false start of the participant	Withdrawal
3	Non-crossing of the finish line by the dog/participant	Withdrawal
4	Mistreatment with the dog	Withdrawal
5	Improper conduct of the participant	Withdrawal
6	Nonfulfillment of the exercise conditions by participant	Withdrawal

Table 3**Penalties for shooting**

№	List of mistakes	Penalty seconds
1	2	3
1	Dog is not at position “Sit” at the left leg at the moment of shot	Hit of the target is not counted (penalty loop)
2	Foot mistake by the participant at the moment of shot	Hit of the target is not counted (penalty loop)
3	Dog has left the area and hasn't come back after 20 sec.	Withdrawal
4	Participant has left the area before end of firing	Withdrawal
5	Mistreatment with the dog	Withdrawal
6	Improper conduct of the participant	Withdrawal
7	Nonfulfillment of the exercise conditions by participant	Withdrawal

Table 4**Scores for "Protection work" exercise**

№	Exercise	Points
1	Obedience	10
2	Searching and apprehension of violator	15
3	Searching of assistant with follow-up attack	25
4	Protection from motion	35
	Convoy with follow-up attack	15
Total for exercise		100

Note: actions of the participant and the dog are scored for the results of searching and results of performing.

Table 5

Penalties for " Protection work" exercise

№	List of mistakes	Penalty points
1	2	
1	Every command is given not in time	1
2	Each repeat of command	1
3	Small deviation of the dog from participant (in limits of the body)	1
4	Dog doesn't sit at stops during obedience	1
5	Lack of control over the dog at the moment of obedience	Positive points are not counted
6	Failure of patience at appearance or at quietly standing violator	1
7	Touch of violator at the moment of retention	1
8	Delay by the dog when violator countering	1
9	Dog stops during attack of violator with following snap	3
10	Weak, inactive snap	7
11	Dog attacks violator after sending off (each attack)	2
12	Dog does not perform snap	Withdrawal
13	Dog is not going for apprehension, or flees during counterattack, or after performing snap leaves the violator	Withdrawal
14	Non-fulfillment of commands of the referee by the participant	Withdrawal
15	Obvious fear of shot	Withdrawal
16	Mistreatment with the dog	Withdrawal
17	Improper conduct of the participant	Withdrawal
18	Nonfulfillment of the exercise conditions by participant	Withdrawal

Table 6**Time scores for "Overcoming of Obstacle Course"**

Points	Time (min)	Points	Time (min)	Points	Time (min)
1	2	3	4	5	6
70	1,20,0	49	1,39,1	28	2,02,0
69	1,20,4	48	1,40,2	27	2,03,0
68	1,20,9	47	1,41,3	26	2,04,0
67	1,21,5	46	1,42,4	25	2,05,0
66	1,22,2	45	1,43,5	24	2,06,0
65	1,23,0	44	1,44,6	23	2,07,0
64	1,23,9	43	1,45,7	22	2,08,0
63	1,24,8	42	1,46,8	21	2,09,0
62	1,25,7	41	1,47,9	20	2,10,0
61	1,26,6	40	1,49,0	0	2,10,1
60	1,28,0	39	1,50,1		
59	1,28,9	38	1,51,2		
58	1,29,8	37	1,52,3		
57	1,30,7	36	1,53,4		
56	1,31,6	35	1,54,5		
55	1,33,0	34	1,55,6		
54	1,33,9	33	1,56,7		
53	1,34,8	32	1,57,8		
52	1,35,7	31	1,58,9		
51	1,36,6	30	2,00,0		
50	1,38,0	29	2,01,0		

Note:

1. In case if time result is less than 1 min 20 sec during obstacle overcoming, for each 0, 5 sec 1 point would be added.
2. In case if the result shown by the participant is between two results of the table, it would be considered as the best one from these two.
3. If time result is 2 min 10, 1 sec and more, no points would be given for the exercise.

Table 7

№	Obstacle	Points
1	Authentic hurdle	5
2	Blind fence	5
3	Ladder	10
4	Grenade-throwing	25
5	Crawling	40
6	Ditch	5
7	Boom and finish	10
Total for "Overcoming of Obstacle Course" exercise		100

Table 8

**Penalties for
«Overcoming of Obstacle Course»**

№	List of fouls	Penalty points
1	2	3
1	Every command is given not in time	1
2	Each repeat of command	1
3	Mechanical impact on dog*	2
4	Dog overruns participant on more than 1 hurdle	5
5	Participant overruns dog on hurdles	5

6	Non overcoming of obstacle, crossing grenade-throwing line by dog	Positive points are not scored
7	Hurdle has fallen (no penalty on touch), jump over fallen hurdle	2
8	Unsuccessful attempt of overcoming obstacle by dog without repeat of message	3
9	Crossing the grenade-throwing line at each throw by participant/dog (any part of the body)	Hit is not scored
10	Non fulfillment of “Down” command by dog or change of position at grenade-throwing	Hit is not scored
11	Miss of the target by grenade	20
12	Each meter of incorrect crawling by participant	1
13	Dipping under the net	5
14	Each meter of run on the section of crawling by the dog	3
15	Non-fulfillment of command "Down" before section of crawling by the dog	30
16	Jump on the net by the dog	10
17	Descend or fall from boom of participant or dog at any place of the log (except ladder)	2
18	Deviation backwards by dog at finish for more than 3 meters	5
19	Use of sweets	Withdrawal
20	Obvious non-overcoming of an obstacle by participant, crawling on elbows and knees	Withdrawal
21	Avoiding of the obstacle by the dog without trial to overcome it	Withdrawal
22	Dog has left the route and hasn't come back after 30 sec.	Withdrawal
23	Third false start of the participant	Withdrawal
24	Non-crossing of finish line by dog	Withdrawal
25	Impact of the dog left behind the finish line, when participant has crossed it.	Withdrawal
26	Mistreatment with the dog**	Withdrawal
27	Inappropriate conduct of the participant***	Withdrawal
28	Nonfulfillment of the exercise conditions by participant	Withdrawal

Notes:

* Mechanical impact on dog – push on croup or sacrum of the dog, weak jerks or pulling movements by leash, pulling movements of collar on the section of crawling.

** Mistreatment with the dog – physical enforcement of the dog to perform any action, causing pain to dog, dashes with a hand and kicks of the dog's body.

*** Inappropriate conduct of the participant – rude conduct of the participant in relation to other participants of the contest and members of referee commission, nonfulfillment of general standards of conduct, non-compliance of the military courtesy and servicemen conduct rules.

Table 9**Time scores of "Dog Biathlon" – relay exercise**

Points	Time (min)	Points	Time (min)	Points	Time (min)	Points	Time (min)	Points	Time (min)	Points	Time (min)	Points	Time (min)	Points	Time (min)
1	2	3	4	5	6	7	8	9	10	11	12	13	14	15	16
220	6.20	194	7.12	168	8.04	142	8.56	116	9.48	89	10.40	63	11.32	37	12.24
219	6.22	193	7.14	167	8.06	141	8.58	115	9.50	88	10.42	62	11.34	36	12.26
218	6.24	192	7.16	166	8.08	140	9.00	114	9.52	87	10.44	61	11.36	35	12.28
217	6.26	191	7.18	165	8.10	139	9.02	112	9.54	86	10.46	60	11.38	34	12.30
216	6.28	190	7.20	164	8.12	138	9.04	111	9.56	85	10.48	59	11.40	33	12.32
215	6.30	189	7.22	163	8.14	137	9.06	110	9.58	84	10.50	58	11.42	32	12.34
214	6.32	188	7.24	162	8.16	136	9.08	109	10.00	83	10.52	57	11.44	31	12.36
213	6.34	187	7.26	161	8.18	135	9.10	108	10.02	82	10.54	56	11.46	30	12.38
212	6.36	186	7.28	160	8.20	134	9.12	107	10.04	81	10.56	55	11.48	25	12.40
211	6.38	185	7.30	159	8.22	133	9.14	106	10.06	80	10.58	54	11.50	28	12.42
210	6.40	184	7.32	158	8.24	132	9.16	105	10.08	79	11.00	53	11.52	27	12.44
209	6.42	183	7.34	157	8.26	131	9.18	104	10.10	78	11.02	52	11.54	26	12.46
208	6.44	182	7.36	156	8.28	130	9.20	103	10.12	77	11.04	51	11.56	25	12.48
207	6.46	181	7.38	155	8.30	129	9.22	102	10.14	76	11.06	50	11.58	24	12.50
206	6.48	180	7.40	154	8.32	128	9.24	101	10.16	75	11.08	49	12.00	23	12.52
205	6.50	179	7.42	153	8.34	127	9.26	100	10.18	74	11.10	48	12.02	21	12.54
204	6.52	178	7.44	152	8.36	126	9.28	99	10.20	73	11.12	47	12.04	20	12.56
203	6.54	177	7.46	151	8.38	125	9.30	98	10.22	72	11.14	46	12.06	19	12.58
202	6.56	176	7.48	150	8.40	124	9.32	97	10.24	71	11.16	45	12.08	18	13.00
201	6.58	175	7.50	149	8.42	123	9.34	96	10.26	70	11.18	44	12.10	17	13.02
200	7.00	174	7.52	148	8.44	122	9.36	95	10.28	69	11.20	43	12.12	16	13.04
199	7.02	173	7.54	147	8.46	121	9.38	94	10.30	68	11.22	42	12.14	15	13.06
198	7.04	172	7.56	146	8.48	120	9.40	93	10.32	67	11.24	41	12.16	14	13.08
197	7.06	171	7.58	145	8.50	119	9.42	92	10.34	66	11.26	40	12.18	13	13.10
196	7.08	170	8.00	144	8.52	118	9.44	91	10.36	65	11.28	39	12.20	12	13.12
195	7.10	169	8.02	143	8.54	117	9.46	90	10.38	64	11.30	38	12.22	11	13.14

Annex 13
to Regulation for the
International Service Dog
Contest "The Loyal Friend"

Table 1

Time scores of "Dog Biathlon" exercise (Female)

Points	Time (min)	Points	Time (min)	Points	Time (min)	Points	Time (min)	Points	Time (min)	Points	Time (min)	Points	Time (min)	Points	Time (min)
1	2	3	4	5	6	7	8	9	10	11	12	13	14	15	16
220	13.00	192	15.20	164	17.40	136	20.00	108	22.25	80	24.45	52	27.05	24	29.25
219	13.05	191	15.25	163	17.45	135	20.05	107	22.30	79	24.50	51	27.10	23	29.30
218	13.10	190	15.30	162	17.50	134	20.10	106	22.35	78	24.55	50	27.15	21	29.35
217	13.15	189	15.35	161	17.55	133	20.15	105	22.40	77	25.00	49	27.20	20	29.40
216	13.20	188	15.40	160	18.00	132	20.20	104	22.45	76	25.05	48	27.25	19	29.45
215	13.25	187	15.45	159	18.05	131	20.25	103	22.50	75	25.10	47	27.30	18	29.50
214	13.30	186	15.50	158	18.10	130	20.30	102	22.55	74	25.15	46	27.35	17	29.55
213	13.35	185	15.55	157	18.15	129	20.35	101	23.00	73	25.20	45	27.40	16	30.00
212	13.40	184	16.00	156	18.20	128	20.40	100	23.05	72	25.25	44	27.45	15	30.05
211	13.45	183	16.05	155	18.25	127	20.45	99	23.10	71	25.30	43	27.50	14	30.10
210	13.50	182	16.10	154	18.30	126	20.50	98	23.15	70	25.35	42	27.55	13	30.15
209	13.55	181	16.15	153	18.35	125	20.55	97	23.20	69	25.40	41	28.00	12	30.20
208	14.00	180	16.20	152	18.40	124	21.00	96	23.25	68	25.45	40	28.05	11	30.25
207	14.05	179	16.25	151	18.45	123	21.05	95	23.30	67	25.50	39	28.10	10	30.30
206	14.10	178	16.30	150	18.50	122	21.10	94	23.35	66	25.55	38	28.15	9	30.35
205	14.15	177	16.35	149	18.55	121	21.25	93	23.40	65	26.00	37	28.20	8	30.40
204	14.20	176	16.40	148	19.00	120	21.30	92	23.45	64	26.05	36	28.25	7	30.45
203	14.25	175	16.45	147	19.05	119	21.35	91	23.50	63	26.10	35	28.30	6	30.50
202	14.30	174	16.50	146	19.10	118	21.40	90	23.55	62	26.15	34	28.35	5	30.55
201	14.35	173	16.55	145	19.15	117	21.45	89	24.00	61	26.20	33	28.40	4	31.00
200	14.40	172	17.00	144	19.20	116	21.50	88	24.05	60	26.25	32	28.45	3	31.05
199	14.45	171	17.05	143	19.25	115	21.55	87	24.10	59	26.30	31	28.50	2	31.10

198	14.50	170	17.10	142	19.30	114	22.00	86	24.15	58	26.35	30	28.55	1	31.15
197	14.55	169	17.15	141	19.35	113	22.05	85	24.20	57	26.40	25	29.00		
196	15.00	168	17.20	140	19.40	112	22.10	84	24.25	56	26.45	28	29.05		
195	15.05	167	17.25	139	19.45	111	22.15	83	24.30	55	26.50	27	29.10		
194	15.10	166	17.30	138	19.50	110	22.20	82	24.35	54	26.55	26	29.15		
193	15.15	165	17.35	137	19.55	109	22.25	81	24.40	53	27.00	25	29.20		

Примечания:**Note:**

1. In case if time result is less than 13 min. 00 sec was shown at 2,400 meters distance exercise, each 1 second would be counted as 1 point.
2. In case if the result shown by the participant is between two results of the table, it would be considered as the best one from these two.
3. If time result is 31 min 15 sec and more, no points would be given for the exercise.

Table 2**Time scores for "Overcoming of Obstacle Course"**

Points	Time (min)	Points	Time (min)	Points	Time (min)
1	2	3	4	5	6
70	2,00,0	49	2,19,1	28	2,42,0
69	2,00,4	48	2,20,2	27	2,43,0
68	2,00,9	47	2,21,3	26	2,44,0
67	2,01,5	46	2,22,4	25	2,45,0
66	2,02,2	45	2,23,5	24	2,46,0
65	2,03,0	44	2,24,6	23	2,47,0
64	2,03,9	43	2,25,7	22	2,48,0
63	2,04,8	42	2,26,8	21	2,49,0

62	2,05,7	41	2,27,9	20	2,50,0
61	2,06,6	40	2,29,0	0	2,51,1
60	2,08,0	39	2,30,1		
59	2,08,9	38	2,31,2		
58	2,09,8	37	2,32,3		
57	2,10,7	36	2,33,4		
56	2,11,6	35	2,34,5		
55	2,13,0	34	2,35,6		
54	2,13,9	33	2,36,7		
53	2,14,8	32	2,37,8		
52	2,15,7	31	2,38,9		
51	2,16,6	30	2,40,0		
50	2,18,0	29	2,41,0		

Note:

1. In case if time result is less than 2 min 00 sec during obstacle overcoming, for each 0, 5 sec 1 point would be added.
2. In case if the result shown by the participant is between two results of the table, it would be considered as the best one from these two.
3. If time result is 2 min 51,1 sec and more, no points would be given for the exercise.

Table 3**Time scores of "Dog Biathlon" – relay exercise**

Points	Time (min)	Points	Time (min)	Points	Time (min)	Points	Time (min)	Points	Time (min)	Points	Time (min)	Points	Time (min)	Points	Time (min)
1	2	3	4	5	6	7	8	9	10	11	12	13	14	15	16
220	8.20	194	9.12	168	10.04	142	10.56	116	11.48	89	12.40	63	13.32	37	14.24
219	8.22	193	9.14	167	10.06	141	10.58	115	11.50	88	12.42	62	13.34	36	14.26
218	8.24	192	9.16	166	10.08	140	11.00	114	11.52	87	12.44	61	13.36	35	14.28
217	8.26	191	9.18	165	10.10	139	11.02	112	11.54	86	12.46	60	13.38	34	14.30
216	8.28	190	9.20	164	10.12	138	11.04	111	11.56	85	12.48	59	13.40	33	14.32
215	8.30	189	9.22	163	10.14	137	11.06	110	11.58	84	12.50	58	13.42	32	14.34
214	8.32	188	9.24	162	10.16	136	11.08	109	12.00	83	12.52	57	13.44	31	14.36
213	8.34	187	9.26	161	10.18	135	11.10	108	12.02	82	12.54	56	13.46	30	14.38
212	8.36	186	9.28	160	10.20	134	11.12	107	12.04	81	12.56	55	13.48	25	14.40
211	8.38	185	9.30	159	10.22	133	11.14	106	12.06	80	12.58	54	13.50	28	14.42
210	8.40	184	9.32	158	10.24	132	11.16	105	12.08	79	13.00	53	13.52	27	14.44
209	8.42	183	9.34	157	10.26	131	11.18	104	12.10	78	13.02	52	13.54	26	14.46
208	8.44	182	9.36	156	10.28	130	11.20	103	12.12	77	13.04	51	13.56	25	14.48
207	8.46	181	9.38	155	10.30	129	11.22	102	12.14	76	13.06	50	13.58	24	14.50
206	8.48	180	9.40	154	10.32	128	11.24	101	12.16	75	13.08	49	14.00	23	14.52
205	8.50	179	9.42	153	10.34	127	11.26	100	12.18	74	13.10	48	14.02	21	14.54
204	8.52	178	9.44	152	10.36	126	11.28	99	12.20	73	13.12	47	14.04	20	14.56
203	8.54	177	9.46	151	10.38	125	11.30	98	12.22	72	13.14	46	14.06	19	14.58
202	8.56	176	9.48	150	10.40	124	11.32	97	12.24	71	13.16	45	14.08	18	15.00
201	8.58	175	9.50	149	10.42	123	11.34	96	12.26	70	13.18	44	14.10	17	15.02
200	9.00	174	9.52	148	10.44	122	11.36	95	12.28	69	13.20	43	14.12	16	15.04
199	9.02	173	9.54	147	10.46	121	11.38	94	12.30	68	13.22	42	14.14	15	15.06
198	9.04	172	9.56	146	10.48	120	11.40	93	12.32	67	13.24	41	14.16	14	15.08
197	9.06	171	9.58	145	10.50	119	11.42	92	12.34	66	13.26	40	14.18	13	15.10
196	9.08	170	10.00	144	10.52	118	11.44	91	12.36	65	13.28	39	14.20	12	15.12
195	9.10	169	10.02	143	10.54	117	11.46	90	12.38	64	13.30	38	14.22	11	15.14

Annex 14
to Regulation for the
International Service Dog
Contest "The Loyal Friend"

Scores for Protection work

Exercise № 1	Search	5
Exercise № 2	Apprehension and barking	10
Exercise № 3	Prevention of escape	10
Exercise № 4	Repulse of attack from protection phase	20
Exercise № 5	Rear convoy	5
Exercise N 6	Repulse of attack from rear convoy	30
Exercise № 7	Protection from front attack	20

Evaluation of the performance of each participant is based on a system of quality ratings and points. The score and the corresponding points should be consistent with the quality of the exercise.

Quality evaluation and scores

Best	Excellent	Very good	Good	Satisfactory	Insufficient
5,0	5,0	4,5	4,0	3,5	3,0-0
10,0	10,0	9,5 - 9,0	8,5 - 8,0	7,5-7,0	6,5-0
15,0	15,0-14,5	14,0-13,5	13,0-12,0	11,5-10,5	10,0 - 0
20,0	20,0-19,5	19,0-18,0	17,5 - 16,0	15,5 - 14,0	13,5 - 0
30,0	30,0-29,0	28,5 - 27,0	26,5 -24,0	23,5-21,0	20,5 - 0
35,0	35,0-33,0	32,5-31,5	31,5- 28,0	27,5 - 24,5	24,0-0
70,0	70,0 - 66,5	66,0-63,0	62,5 - 56,0	55,5 - 49,0	48,5 - 0
80,0	80,0 - 76,0	75,5 -72,0	71,5-64,0	63,5 - 56,0	55,5 - 0
100,0	100,0 - 96,0	95,5 - 90,0	89,5 - 80,0	79,5 - 70,0	69,5 - 0

Percentage ratio

Score	Submitting	Decrease
Excellent	= min 96%	- 4%
Very good	= 95 - 90%	- 5 - 10%
Good	= 89 - 80%	- 11 - 20%
Satisfactory	= 79 - 70%	- 21 - 30%
Insufficient	= - 70%	- 31 - 100%

Penalty points awarded for vacation errors and additional commands to end the hold

Mistake	Penaltied
Delayed release	0,5-3,0
First additional command and immediate release	3,0
First additional command and delayed release	3,5-6,0
Second additional command and immediate release	6,0
Second additional command and delayed release	6,5-9,0
Dog does not release after two additional commands	disqualification

When scoring an exercise, only a round number of points should be given. Individual exercises can be estimated by an uneven number of points. If the final score for the exercise is obtained uneven number, it must be rounded to a whole, down or up, depending on the overall impression from performance.

Search

Deficiencies in controllability, in dedication, attentiveness and the density of covering the shelters lead to lower estimates.

Errors are also:

the lack of a calm and attentive basic position at the beginning of the exercise;

additional voice commands and visible gestures of the participant;

party dodging away from an imaginary midline;

non-observance of the normal pace of movement by the participant;

a loose dog covering the shelter, including along a large trajectory;

independent search for a dog “violator” without reactions to the teams of the participant;

dog shelters do not run around or run carelessly;

insufficient dog handling.

If the dog does not find an “intruder” in the working shelter after three attempts on the part of the participant to send him to this shelter, the exercise stops. If during the exercise the dog returns to the participant and occupies the main position, the exercise “Protective Service” stops, the points for the exercise are not set.

Apprehension and barking

Penalties are: deficiencies in the duration and exactingness of the barking, assertiveness and retention density, the reaction of the dog before the response team to the judge or to the participant's approach.

Long browning is estimated at 5 points. If the dog barks weakly, 2 points are removed, but if the dog is silent, but carefully and actively guards and holds the "offender" - the score decreases by

5 points for browning.

When an intruder is cramped, for example, butting into the sleeve (strikes into the sleeve without grasping), jumping onto the sleeve and an assistant and the like is removed up to 2 points, with strong grabs - up to 9 points. If the dog makes a grasp in the shelter and does not let go on its own, the judge requires the participant to go to the marked place of recall (5 steps from the dog).

The participant is allowed to recall the dog from the shelter with a single command "To me" and "Sit" or "Near", which must be submitted together in one word, one after another (for example: "To me - Sit", "To me - Near") . The command "Give" in this situation is prohibited.

If the dog does not approach the athlete in the main position, the participant is removed from the exercise; if the dog approaches the participant in the main position, the techniques in the "Protective Service" exercise will continue, but the exercise is rated as "low enough" (9 points are removed).

If the participant in this situation in order for the dog to release, gives the command "Give" - the exercise is stopped, the participant is removed from the exercise for disobedience of the dog.

If the dog makes an intentional grasp in another part of the "intruder" 's body, except for the sleeve, the participant is removed from the exercise.

The participant has the right to send the dog once more to the working shelter if it leaves the "violation" before the judge instructs the participant to approach.

If the dog is left with an "intruder" as a result, the exercise can be continued, but the "hold and browning" method is rated as "low enough" (9 points are removed).

If the dog does not go to the working shelter or leaves the "offender" again, the exercise stops, the score is "not enough" - 0 points.

If the dog moves towards the participant going to the shelter, or approaches him before the recall team, an incomplete assessment is made - "not enough".

Prevention of escape

Evaluation criteria: a high degree of domination of the dog over the "intruder", a quick, energetic reaction to the escape, a quick pursuit and catch up with the "intruder" followed by a strong grip, effective prevention of escape, full and calm grip until the moment of leave, careful and tight security after the holidays.

All deficiencies in the performance of the exercise according to the above criteria lead to a lower assessment.

If the dog did not start to pursue the evader "violation" or could not prevent him from escaping after 20 steps by grasping and holding the "violation" sleeve, then the exercise stops.

If the participant did not submit the command "Fas" and the dog independently began to prevent escape, the exercise is estimated 1 point lower.

If the dog in the guard phase is somewhat inattentive and (or) slightly oppresses the "intruder", the technique is evaluated one quality grade lower.

If the dog guards the "intruder" very carelessly and (or) severely oppresses him, the exercise is evaluated two quality marks lower.

If the dog does not guard the "intruder", but remains with him, the exercise is rated three quality ratings lower.

If the dog leaves the "violation" or the participant gives a command to leave the dog with the "offender", the exercise is stopped.

Repulse of attack from protection phase

Evaluation criteria: a quick, decisive and energetic reflection of the attack with a firm grip, a full and quiet grip until the time of the holiday, a close and close guard after the holiday.

All deficiencies in the performance of the exercise according to the above criteria lead to a lower assessment.

If the dog does not withstand the pressure from the "offender", releases the sleeve under pressure or allows himself to be driven away, the exercise is stopped.

If the dog in the guard phase is somewhat inattentive and (or) slightly oppresses the "offender", the exercise is evaluated one quality grade lower.

If the dog guards the "intruder" very carelessly and (or) severely oppresses him, the exercise is evaluated two quality marks lower.

If the dog does not guard the "intruder", but remains with him, the exercise is rated three quality ratings lower.

If the dog leaves the "violation" or the participant gives a command to leave the dog with the "offender", the exercise is stopped.

Rear convoy

Performance criteria: vigilance of the dog to the offender, correct movement nearby, maintaining a distance of 8 steps.

All deficiencies in the performance of the exercise according to the above criteria lead to a lower assessment.

Repulse of attack from rear convoy

Performance criteria: a quick, decisive and energetic repulse of the attack with a firm grip, a full and quiet grip until the time of the holiday, a close and close guard after the holiday.

All deficiencies in the performance of the exercise according to the above criteria lead to a lower assessment.

If the dog does not withstand the pressure from the "offender", releases the sleeve under pressure or allows himself to be driven away, the exercise is stopped.

If the dog in the guard phase is somewhat inattentive and (or) slightly oppresses the "offender", the exercise is evaluated one quality grade lower.

If the dog guards the "intruder" very carelessly and (or) severely crowds him, the exercise is evaluated two quality marks lower.

If the dog does not guard the "intruder", but remains with him, the exercise is rated three quality ratings lower.

If the dog leaves the "violation" or the participant gives a command to leave the dog with the "offender", the exercise is stopped.

Protection from front attack

Performance criteria: a quick, decisive and energetic repulse of the attack with a firm grip, a full and quiet grip until the time of the holiday, a close and close guard after the holiday.

All deficiencies in the performance of the exercise according to the above criteria lead to a lower assessment.

If the dog in the guard phase is somewhat inattentive and (or) slightly oppresses the "offender", the exercise is evaluated one quality grade lower.

If the dog guards the "intruder" very carelessly and (or) severely crowds him, the exercise is evaluated two quality marks lower.

If the dog does not guard the "intruder", but remains with him, the exercise is rated three quality ratings lower.

If the dog leaves the "violation" or the participant gives a command to leave the dog with the "offender", the exercise is stopped.

If the dog does not withstand the pressure from the "offender", releases the sleeve under pressure or allows himself to be driven away, the exercise is stopped.

Main requirements to the actions of violator during Protection work

General requirements	<p>The work of the "offender" in the exercise should show the judge an absolutely clear, unquestionable picture.</p> <p>Therefore, the order of work in the exercise is determined by the judge, not the "offender". Moreover, the "violation" is obliged to follow certain recommendations of the judge.</p> <p>As the judge evaluates the most important quality criteria of a dog in individual exercises, such as: ability to hold pressure, self-confidence, internal motivation and controllability, quality of grasping, the "offender" should always give the dog a chance to make a good grasp on those elements is estimated. Where the ability to hold pressure is assessed, a certain effect on the dog is required of the</p>
----------------------	--

	<p>“intruder”. The "intruder" should strive to do the job with all dogs on the same level, which allows you to assess the capabilities of the dog</p>
Apprehension and barking	<p>The "violator", invisible to the participant and the dog, stands without movement and the threatening position of the corps in the indicated shelter. The “intruder” must keep the dog in sight during the “Hold and Bark” reception, any additional stimulation or help is not allowed. Stack keeps side down</p>
Prevention of escape	<p>After the “Hold and barking” method is performed, at the request of the participant, the “offender” leaves the shelter in a normal step and takes a position in the place indicated by the judge (marking of the position for escape). The position of the “offender” must be such that the participant has the opportunity to lay his dog in the place indicated by the judge from the side of the assistant’s sleeves at a distance of 5 steps. The participant must clearly see the direction of the escape of the “intruder”.</p> <p>At the direction of the judge, the “intruder” attempts to escape, moving in a straight line quickly and energetically, while controlling the speed of the run, not exaggeratedly quickly. During his escape, the “intruder” should in no case turn to face the dog, but he can keep it in sight.</p> <p>The distance for the escape is determined by the judge. At the direction of the judge, the “offender” must stop trying to escape. The judge has an optimal opportunity to evaluate the dog, if the escape is executed by the “intruder” rather dynamically. Any help from the “intruder” is not allowed, such as: excessive positioning before the initial grip, shouts or stacks on protective pants before or during escape, slowing down the escape speed, independent cessation of movement, etc.</p>

Repulse of attack from protection phase	<p>After the guard phase, the “intruder”, at the direction of the judge, undertakes an attack on the dog. At the same time he must use a soft stack, which makes threatening movements without striking the dog. At the same time, the dog must attack the "offender" frontally and confront him. When the dog grabs “the intruder, he translates it from movement to a position on the side of himself and begins to move in a straight line, exerting pressure on the dog. An “intruder” must push all dogs in the same direction. The judge must take such a position so that he has the opportunity to assess the behavior of the dogs during the attack, in the pressure phase, the dog's grip, the leave and the guard phase. Closing the dog in the direction of the participant is not allowed</p> <p>The blows are stacked on the withers and on the shoulders. Blows should be applied with the same intensity to all dogs. The first blow is made through 4-5 steps, the second through the next 4-5 steps in the pressure phase. After the second blow, further embossing should be shown without blows.</p> <p>The duration of the pressure phase is determined by the judge. The "offender" stops putting pressure on the dog as directed by the judge. If the attack is executed by the “intruder” with the appropriate dynamics, the judge will be given the optimal opportunity for evaluation. Any help from the “intruder” is not allowed, such as: positioning with hands before the initial grip, shouting or striking the stack on the protective pants before or during the attack, uneven pressure and strikes on the stack, self-stopping when the dog shows weakness</p>
Rear convoy	<p>At the request of the participant, the “offender” begins to carry out the escort of the “offender” from behind at a normal pace for a distance of about 30 steps. The escort scheme is determined by the judge. During convoying from the rear, the “offender” is not allowed to make any backward movements. The hands of the “intruder” and the stack must be located in such a way that they do not serve as an additional irritant for the dog, the “violator” stack must be carried hidden. “Intruder” must move at the same pace for all dogs.</p>
Repulse of attack from rear convoy	<p>The attack on the dog from the back of the convoy comes from the traffic as directed by the judge. The attack is made by the “intruder” by sharply turning to the right or left and attacking the dog. At the same time, the “intruder” makes threatening movements with the stack. The "intruder" must accept the dog before it stops. If necessary, when adopting a dog you need to turn the body in order to adopt a dog in a</p>

	<p>jump. When the dog made a grab, the “intruder” from the movement positions it to the side of itself and begins to move in a straight line, exerting pressure on the dog</p> <p>An “intruder” must push all dogs in the same direction. The judge must take such a position so that he has the opportunity to assess the behavior of the dogs during the attack, in the pressure phase, the dog's grip, the leave and the guard phase. Closing the dog in the direction of the participant is not allowed</p>
Protection from front attack	<p>At the direction of the judge, the “intruder” leaves the shelter indicated to him and crosses the field at a run to the middle line and, without interrupting the run, attacks the participant and the dog frontally, accompanying the attack with threatening shouts and stack movements. The "intruder" must accept the dog without stopping. If necessary, when adopting a dog you need to turn the body in order to adopt a dog in a jump. The dog in any case can not be untwisted. When the dog made a grab, the “intruder” from the movement positions it to the side of itself and begins to move in a straight line, exerting pressure on the dog. It is extremely important that the “intruder” move so that the dog does not fall under him. An “intruder” must push all dogs in the same direction. The judge must take such a position so that he has the opportunity to assess the behavior of the dogs during the attack, in the pressure phase, the dog's grip, the leave and the guard phase. Closing the dog in the direction of the participant is not allowed</p>
Pressure phase	<p>The duration of the pressure phase is determined by the judge. The "offender" stops putting pressure on the dog as directed by the judge. If the attack is carried out by an “intruder” with the appropriate dynamics, the judge will have an optimal opportunity to evaluate the dog's performance. Any help from the “offender” is not allowed, such as: excessive deviation of the “offender” to the side before grasping, positioning with the hands before the initial grasp, irritating screams or striking the stack of protective pants before the attack or during it, different intensity of work in the phase pressure, self-stopping when a dog demonstrates weakness, and so on</p>
Stopping of violator	<p>The stop of the “offender” in the performance of all receptions must be made in such a way that the judge can observe the dog’s grip, leave and protection phase (in the guard phase the dog must not have its back to the judge, the “offender” must maintain eye contact with the judge).</p> <p>As soon as the reception ends, the “intruder” must reduce</p>

	<p>the degree of resistance to the dog. The "intruder" must hold the stack so that it is invisible to the dog, pressed against the body and lowered down. No assistance from the "offender" in order for the dog to release is not allowed.</p> <p>After the holiday, the "intruder" must continue to maintain visual contact with the dog, additional irritants and help of any kind are not allowed. If the dog is circling around the "intruder" during the guard phase, he can slowly, without stepping back, turn behind the dog in order to keep it in sight.</p>
Unstability and refusal of the dog to obey	<p>The "offender" must continue to press the dog, which in a protective exercise does not make a hold or weakens the hold in the pressure phase and releases the "offender", until the judge instructs him to stop the reception. In such situations, the "violator" should in no case assist the dog or independently stop the exercise.</p> <p>The "intruder" does not have the right to help, by means of a certain position of the body or stack, to dogs that are not let go. Dogs that show a tendency to evade the "intruder" in the guard phases should not be kept by them through various stimuli.</p> <p>The "offender" must behave in all exercises and their elements, either actively or neutrally, according to the conditions of the competition regulations. The "intruder" should avoid taking protective actions in cases where the dog pushes or bites in the guard phase</p>